

**Actualtests.com**

The Power of Knowing



Exam : 070-218

Title : Managing a Microsoft Windows 2000 ☐☐☐☐☐☐☐☐☐☐  
Network Environment☐☐☐

Ver : 09-06-07

---

**QUESTION 1:**

You administer a Windows 2000 file server named Server

A. All servers and clients are

members of a Windows 2000 Domain. You share a folder named H:\EmployeeHandbook, on a volume that is formatted as NTFS, as EmployeeHandbook\$.

You want other users of Windows 2000 Professional computers in your company to be able to search the network for the share by name. You want the users to be able to find the share without needing to know the name of the server.

What should you do?

A. Run the net share EmployeeHandbook\$ command on a domain controller.

B. Publish the share in Active Directory by using Active Directory Users and Computers.

C. Run the dcpromo command on ServerA.

D. Create a virtual directory for the folder with an alias of EmployeeHandbook.

Answer: B

Explanation: It is possible to publish a hidden share in the Active Directory. This share could then be accessed through Active Directory; you could search for it would still be hidden in Windows Explorer or in My Network places for example.

Reference: Publishing a Shared Folder in Windows 2000 Active Directory (Q234582)

Note: By adding a \$-sign to the end of a share name the share will be hidden. No one will be able to see a hidden share or be able to browse to the hidden share.

Incorrect answers:

A: Running the command net share EmployeeHandbook\$ on the domain controller would make the domain controller try to share the folder EmployeeHandbook as a hidden share. This would most likely fail and would not be helpful even if it succeeded.

C: Making ServerA a domain controller would be a drastic step and it would still not help. The share would still be hidden.

D: Virtual Directories can be created in Internet Information Services (IIS), but not in Windows 2000.

---

**QUESTION 2:**

You are the administrator of a Windows 2000 file server named Server

A. ServerA is a

member server in a Windows 2000 Domain. You create a folder named H:\SalesHandbook on a volume that is formatted as NTFS. You share the folder as SalesHandbook\$.

You want users of Windows 2000 Professional computer to be able to search Active Directory for the share by the name SalesHandbook.

What should you do?

A. Publish the shared folder, and configure the name to be SalesHandbook\$ and the path to be \\ServerA\SalesHandbook.

- B. Publish the shared folder, and configure the name to be SalesHandbook and the path to be \\ServerA\SalesHandbook\$.
- C. Publish the shared folder, and configure the name to be SalesHandbook\$ and the path to be H:\SalesHandbook.
- D. Publish the shared folder, and configure the name to be SalesHandbook and the path to be H:\SalesHandbook.

Answer: B

Explanation: A folder named H:\SalesHandbook is shared with the hidden name SalesHandbook\$ on Server

A. To enable users to search for the folder in the Active Directory we must publish it with an alias without a hidden name (without a trailing \$-sign), and we must use the path \\ServerA\SalesHandbook\$.

Incorrect Answers:

A: Share or alias names ending with a \$-sign are hidden. Users would not be able to see the share with a name of SalesHandbook\$.

The path is be \\ServerA\SalesHandbook\$, not \\ServerA\SalesHandbook

C: Share or alias names ending with a \$-sign are hidden. Users would not be able to see the share with a name of SalesHandbook\$.

The path to the share is also incorrect.

D: The path to the share is incorrect. The path is ServerA\SalesHandbook\$.

---

### **QUESTION 3:**

You administer four Windows 2000 Server computers in the sales department. Each server is equipped with a single Pentium III-600 processor, 192 MB of RAM, and a single 30-GB hard disk. Network connectivity is through 100-Mbps network adapter cards.

Users in the sales department report that when they attempt to access files or submit print jobs to a server named ServerA, performance becomes very slow. To troubleshoot you use system Monitor to monitor ServerA and receive the following results displayed following table:

Object	Counter	Average	Minimum	Maximum
Processor	% Processor Time	25%	4%	100%
System	Processor Queue Length	0.038	0.000	2
Memory	Pages/sec	5.657	0.000	95.703
Memory	Available Mbytes	65.981	64.000	67.000
Physical Disk	Avg. Disk sec/Transfer	2.231	0.000	4.003
Physical Disk	Disk Queue Length	0.793	0.000	1.861
Server	Bytes Total/sec	12.787	0.000	252.560
Network Interface	Bytes Total/sec	241.552	0.000	9640.316

You need to improve the performance of ServerA for the users in the sales department. What should you primarily do?

- A. Upgrade or replace the RAM in the server.
- B. Upgrade or replace the hard disk in the server.
- C. Upgrade or replace the processor in the server.
- D. Upgrade or replace the network adapter card in the server.

Answer: B

Explanation: The single counter that is indicating a performance problem is the Avg. Disk sec/Transfer counter. The value of this counter indicates that average disk transfer time is 2.231 seconds. A value below 0.3 would indicate normal behavior. There might be some physical problem with the hard disk and it should be replaced.

Reference: Technet Windows 2000 Server Resource kit: Performance Monitoring

Incorrect answers:

A: An average Pages/Sec with 20 or above (here 5.657) would indicate that the system would require more memory.

C: The processor is not overloaded. The processor would be overloaded if the average % Processor Time counter is over 85% (here 20%) or when the Processor Queue Length consistently has a value of 4 or above.

D: There is no indication of any problems with the Network Interface card.

The Server:Bytes Total/sec counter shows the number of bytes the server has sent to and received from the network. An average value of 12.787 is normal.

The Network Interface:Bytes Total/sec how busy the network interface card is. An average value 241 is normal.

---

#### **QUESTION 4:**

You are the server administrator for Certkiller . There are 200 users in the company, all clients run Windows 2000 Professional and all server Windows 2000 Server.

One of your file servers named ServerA functions as a file and print server. ServerA has a single partition that stored home folders and other shared user data.

You decide to configure quotas for all users' home folders. After you have configured quotas on ServerA, some users report that they are being prevented from creating new files in their home folders even though their home folders do not exceed the quota limit.

You need to enforce quota limits based only on home folder usage. You need to accomplish this task with the least amount of administrative effort.

What should you do?

- A. Place all of the home folders on a single, separate partition and configure quotas on the new partition.
- B. Create a unique partition for each user's individual home folder and configure quotas on each partition.
- C. Assign the users the Allow-Take Ownership permission for their home folders and then

instruct the users to take ownership of their home folders.

D. Create a quota entry for each individual user.

E. Share each home folder separately.

Answer: A

Explanation: Quotas are calculated per user and partition basis. By creating a separate partition for the home folders only the files in the home folder would count towards their quota.

Incorrect answers:

B: It is not necessary to create a partition for each single user. Quotas are calculated per user and partition basis.

C: Taking ownership of their home folders would increase their quota in any way. It wouldn't enable them to save more files.

D: Creating separate quota entries is only useful if you want different users to have different quota limits.

E: Quotas are calculated per user and partition basis. Shares don't increase or decrease the quota for any user.

---

### **QUESTION 5:**

You are a new trainee at Certkiller . You have been instructed to create a shared data directory for each department on a Windows 2000 file server named Server

A. ServerA is a

member of a Windows 2000 Domain. You create a folder named I:\Data on Server

A. In

I:\Data, you create a subfolder for each of Certkiller 's 200 departments.

Users in each department are meant to have full access to only their department's folder.

You want to configure and manage this access with the least amount of administrative effort.

What should you do?

A. Share I:\Data

Configure share permissions to assign the Everyone group the Allow-Full Control permission.

Configure NTFS permissions for each department's folder to assign the Allow-Full control permission to the group that contains that department's users.

B. Share I:\Data

Configure share permissions to assign the Everyone group the Allow-Read permission only.

Configure NTFS permissions for each department's folder to assign the Allow-Full control permission to the group that contains that department's users.

C. Share each department's folder.

Configure share permissions to assign the

Allow-Full Control permission to the group that contains that department's users.

Configure NTFS permissions for each department's folder to assign the Allow-Full control permission to the group that contains that department's users.

D. Share each department's folder.

Configure share permissions to assign the Allow-Full Control permission to the group that contains that department's users.

Configure NTFS permissions for each department's folder to assign the Everyone group the Allow-Full control permission.

Answer: A

Explanation: We create one single share and give Everyone Full Share permissions. Then we assign Full NTFS Permissions on each Departmental folder only to the corresponding people from that apartment.

This would require the users to browse and open one map, compared to sharing their departmental folder, but it is the least administrative effort which was a requirement in this scenario.

Note: The calculation of effective permission on a share can be done by:

1. Calculate the NTFS permissions. They are accumulative except for DENY that overrides all permissions.
2. Calculate the Share permission. They are accumulative.
3. Combine the calculated NTFS and Share permissions. The result is the most restrictive permission.

Incorrect answers:

B: With only the share permission of read no user would be able to change anything. They must have full share permission.

C: We only need one share, not a share for each department's folder.

D: We only need one share, not a share for each department's folder.

---

## **QUESTION 6:**

You are the administrator of a Windows 2000 file server named Server

A. ServerA is a

member of a Windows 2000 Domain. A folder on ServerA named I:\data\LimitedPublic is shared as LimPub. NTFS and share permissions are configured as shown in the following table:

Folder	Share name	Share permission	NTFS permission for folders and files
I:\Data\LimitedPublic	LimPub	Everyone-Read	Everyone-Full Control

Your trainee asks you how to do if you want all users who have a valid domain account to be able to create files in the folder and to be able to subsequently update the files that they create. Further you want to prevent users from accessing other users' files, but you want to allow the creator of a file to assign access for that file to other users.

As for now, users report that they can access LimPub, but they cannot create files in the folder. Permissions to allow appropriate access to the folder needs to be configured. What should you instruct your trainee to do?



- A. Configure share permissions to assign the Everyone group the Allow-Change permission. Configure NTFS permissions for the folder to assign the Everyone group the Allow-Write permissions for the folder to assign the Creator Owner group the Allow-Full Control permission.
- B. Configure share permissions to assign the Everyone group the Allow-Change permission. Configure NTFS permissions for the folder to assign the Everyone group the Allow-Create/Write Data permission and to assign the Creator Owner group the Allow-Full Control permission.
- C. Configure share permissions to assign the Everyone group the Allow-Full Control permission. Configure NTFS folder permissions for the folder to assign the Everyone group the Allow-Create Files/Write Data permissions and to assign the Creator Owner group the Allow-Full Control permission.
- D. Configure share permissions to assign the Everyone group the Allow-Full Control permission. Configure NTFS folder permissions for the folder to assign the Everyone group the Deny-Read permission and to assign the Creator Owner group the Allow-Full Control permission.

Answer: C

Explanation: In order to change file permissions on a created file the user must have full NTFS permission and full share permission to the file. We achieve this by giving everyone full share permission, and only the Creator Owner group full control. We must also allow users to create files and we accomplish this by assigning all users the NTFS Create/Write Data permission.

Note: The calculation of effective permission on a share can be done by:

1. Calculate the NTFS permissions. They are accumulative except for DENY that overrides all permissions.
2. Calculate the Share permission. They are accumulative.
3. Combine the calculated NTFS and Share permissions. The result is the most restrictive permission.

Incorrect answers:

- A: The share permission must be set to full control to everyone.
- B: The share permission must be set to full control to everyone.
- D: The Everyone group is Denied Read permission to the folder. Since Deny overrides all permission no one would be able to read files in folder.

---

### **QUESTION 7:**

You are the administrator of a Windows 2000 Server computer named Server

A. The server is equipped with dual Pentium II-450 processors, 192 MB of RAM, and two hard disks, which are configured as shown in the following table:

Physical disk	Logical disk	File system	Partition role	Partition size
0	C	NTFS	System and boot	5GB
0	D	NTFS	Applications	25GB
1	E	NTFS	Data storage	100GB

You feel that under normal working conditions the server performance is acceptable, accessing files and printing documents is done without any major delays. However, when the accounting department runs their large weekly runs with their third party accounting program performance becomes significantly slower. The waiting periods, when accessing files or printing documents, becomes painfully long when the accounting application processes large amounts of data.

To troubleshoot this issue you monitor ServerA by using System Monitor. You discover that the sustained processor utilization of both processors is 1000 percent when the accounting application is running. You also discover that there are numerous hard pages faults. When the application is not running, sustained processor utilization drops to 50 percent, but the number of hard pages faults remains high.

You need to improve the performance of Server

A. What should you do?

- A. Upgrade the memory in ServerA.
- B. Upgrade the processors in ServerA.
- C. Move the paging file from the system partition to drive E.
- D. Increase the default size of the paging file to at least 384 MB.

Answer: A

Explanation: The numerous hard pages faults indicate that there is a need for more RAM.

If we increase RAM the load on the processors would decrease.

Note: Hard page faults are page faults satisfied by the hard disk.

Incorrect answers:

B: The processor is at the extreme high level partly due the excessive page faults. If we increase RAM the load on the processors would decrease.

C: Moving the page file will not decrease the excessive use of it.

D: Numerous hard page faults indicate that the page faults are satisfied by the pagefile on the hard drive. We don't need to increase the size of the page file.

---

## **QUESTION 8:**

You are the server administrator for Certkiller 's Windows 2000 file servers. You have recently implemented disk quotas on users home folders.

You successfully configure a single quota for all users on one of your file servers. However, after further inspection within the Quota Entries Window, you notice that users who have exceeded their quotas can still save files to the server.

You need to make sure that the quota limits prevent each user from saving files to the server after the users' quota limits are met or exceeded. What should you do?

- A. Run the Secedit/configure command on the server to enforce the Basicws.inf security template.
- B. Configure a quota entry for each user individually.
- C. Enable the enforcement of quota limits.



D. Upgrade the hard disks on the server to dynamic disks.

Answer: C

Explanation: Enabling quotas would not by itself limit the users from exceeding the predefined limit. We must configure the quota entry to enforce the quota limit.

Incorrect answers:

A: Enforcing the Basicws.inf security template would restore the security settings on the server to the default security setting. It would not affect the quota so that the quota limit would be enforced.

B: The only reason to configure a quota entry for each user would be to have the possibility to give the users different quota limits.  
The quota limit must be enforced.

D: Quota can very well be used on basic disks. Upgrading the hard disks to dynamic disks would not enforce the quota limit.

---

### **QUESTION 9:**

You need to configure your home computers in a dual-boot configuration for Windows 98 and Windows 2000 Professional.

Your computer is equipped with a single hard disk that is partitioned into two primary partitions. The first partition is the system partition for both operating systems, and it is 3 GB in size. The second partition is for data, and its also 3 GB is size.

You need to configure your computer so that both operating systems will function properly and will be able to access all of the space on both partitions. Which two actions should you take? (Each correct answer presents part of the solution. Choose two)

- A. Format the system partition as FAT.
- B. Format the system partition as FAT32.
- C. Format the system partition as NTFS.
- D. Format the data partition as FAT.
- E. Format the data partition as FAT32.
- F. Format the data partition as NTFS.

Answer: B, E

Explanation: FAT32 can be used both by Windows 98 and by Windows 2000.

Incorrect answers:

A: FAT32 is preferred to FAT.

C: Windows 98 cannot access or be installed on NTFS partitions.

D: FAT32 is preferred to FAT.

F: Windows 98 cannot access NTFS partitions.

---

### **QUESTION 10:**

You are the server administrator of Certkiller 's Windows 2000 file servers.

One employee has recently left the company. An employee named Maria needs access to some of the previous employee's files. However, the previous owner of the files has secured them by using Encrypting File System (EFS). The files are in a shared folder for which all users have permission to read these files.

You need to allow Maria access to all of the files. What should you do?

- A. Move the files to a partition that is formatted as either FAT or FAT32.
- B. Use an EFS Recovery Agent to decrypt the files.
- C. Take ownership of the files and assign Maria the Allow-Read permission for the files.
- D. Assign Maria the Allow-Take Ownership permission for the files.

Answer: B

Explanation: Windows 2000 uses private key-based cryptographic schemes for file encryption. Therefore, when a user encrypts a file, only that user will be able to use the file. If the file owner's private key is not available, a person designated as the Recovery Agent can decrypt the file using his or her own private key. After the files are decrypted other users can access the files if they have the required NTFS permissions to those files. In this scenario Maria would be able to access the files as all users have permission to read these files.

Note: To decrypt a file or folder you must clear the Encrypt Contents To Secure Data check box in a folder's or file's Advanced Attributes dialog box. You can access a folder's or file's Advanced Attributes dialog box from the Properties dialog box for the folder or file.

Incorrect Answers:

A: File encryption is only supported on NTFS volumes, therefore, by moving encrypted files to a FAT or FAT32 partition the encryption would be lost. This would then enable Maria to read the files if they are moved to a shared folder. Maria will not require any additional permissions as NTFS permissions are not supported on FAT or FAT32 partitions. However, before we can move the files we must have the Modify permission for the source files because Windows 2000 deletes the files from the source folder after it is copied to the destination folder. We must therefore first take ownership of the files.

C: Maria already has read permission the files as all users have permission to read these files; however, Marc's files are encrypted. Only the owner of the file can use the file once it has been encrypted, regardless of read permission. It is because of the encryption that Maria cannot access the files.

D: The owner of the file or any user with Full Control permission can assign the Full Control standard permission or the Take Ownership special access permission to another user account or group, allowing the user account or a member of the group to take ownership of the file. An administrator can also take ownership of a folder or file, regardless of assigned permissions and then grant another user or group the take ownership permission. Therefore the administrator must first take ownership of the files before he or she can transfer that ownership to another user.

---

## **QUESTION 11:**

You are the server administrator of Certkiller 's Windows 2000 file servers. A user named Maria has created a folder named Data on one of the file servers. She uses Encrypting File

System (EFS) to encrypt all of her files in the Data folder.

Now, other employees in the company need access to Maria's files in the Data folder. Maria has given her approval to these other users accessing her files. In order to allow these users access to the files, you share the Data folder. You then assign these users the Allow-Read share permission and the Allow-Read NTFS permission for the shared Data folder.

When users attempt to access the encrypted files, they receive the following error message stating that access is denied.

You need to allow the users to access all of the files in the Data folder. What should you do?

- A. Change the NTFS permission to Full Control.
- B. Change the share permission to Full Control.
- C. Instruct Maria to decrypt the files.
- D. Share Maria's public key with all of the users.

Answer: C

Explanation: Only the owner, in this case Maria, or a Recovery Agent would be able to read the encrypted files. Maria must decrypt the files to enable the other users to access the files.

Incorrect Answers:

- A: Even if you had full control permission to an encrypted file you would be unable to open it, unless you were the owner or you were a recovery agent.
- B: Even if you had full share permission to an encrypted file you would be unable to open it.
- D: The public key is public to all. You cannot, in general, decrypt files with a public key.

---

## **QUESTION 12:**

You are the desktop administrator for Certkiller . Each of the company's desktop computers has been upgraded from Windows NT Workstation 4.0 to Windows 2000 Professional. The hard disk on each computer has one NTFS partition.

One of the desktop computers has an application that stores its large data files on drive C. Recently the user of this computer has been running out of disk space on drive C. However, the computer's hard disk still contains unallocated space.

You need to increase available disk space on drive C on this computer. What should you do?

- A. Create a partition by using unallocated space, and configure this partition as a mount point on drive C.
- B. Create a stripe set that includes unallocated space and drive C.
- C. Upgrade the hard disk from a basic disk to a dynamic disk.
- D. Extend drive C by using unallocated space.

Answer: A

Explanation: The 2nd partition can be formatted and then be mounted to an empty folder on drive C.

Incorrect Answers:

B: To make a stripe set you must have unpartitioned disk space on at least two disks, typically two physical disks. Here we only have one hard disk with two partitions, and one of the partitions is already used. It would be impossible to make a stripe set.

C: Converting the disk to a dynamic disk would not free any disk space.

D: You can only extend dynamic volumes. Since this computer was upgraded from Windows NT 4.0 it would have a basic disk.

---

**QUESTION 13:**

You are the server administrator of some of Certkiller 's file servers. Peter, an employee in the human resources department, needs access to some HR files. He also needs to access the file named Handbook.doc, but he is prohibited from making changes to it.

Handbook.doc exists in a folder named HRResources. Peter needs to have Read and Modify permissions for all the other files in the HRResources folder.

Peter is a member of the Domain Users group and the HR group. The permissions on the HRResources folder are shown in the following table.

Group	Permission	Type of permission
Domain Users	Read	Share
HR	Change	Share
Domain Users	Read	NTFS
HR	Modify	NTFS

You need to ensure that Peter can access the appropriate files and that he cannot make changes to Handbook.doc. What should you do?

- A. Set the hidden and system attributes on Handbook.Doc.
- B. Disable permissions inheritance on Handbook.doc.
- C. Assign Peter the Allow-Read permission for Handbook.doc.
- D. Assign Peter the Deny-Write NTFS permission for Handbook.doc.

Answer: D

Explanation: First we calculate Peter's current permissions:

Share permissions: Read + Change = Change

NTFS permissions: Read + Modify = Modify

Share + NTFS = Change + Modify = Modify

Everything is as required except that he only should be allowed to read the Handbook.doc file not to change it. By explicitly assigning Deny Write permissions he would only be able to read this specific file, not change it.

Note: The calculation of effective permission on a share can be done by:

1. Calculate the NTFS permissions. They are accumulative except for DENY that overrides all permissions.
2. Calculate the Share permission. They are accumulative.
3. Combine the calculated NTFS and Share permissions. The result is the most restrictive

permission.

Incorrect Answers:

A: Setting the hidden and the system attributes would not prevent Peter from modifying the Hendbook.doc file; it would only make it harder

B: Disabling inheritance of file permissions on the file would not help.

C: We want to prevent Peter from changing the file. He already has change permission. We must remove this change permission.

---

**QUESTION 14:**

client computers in the sales department are either Windows 95 or Windows 98 desktop computers. The network consists of a single Windows 2000 Active Directory domain. The company is implementing a fault-tolerant distributed file system (DFS). You need to ensure that users on all of your client computers can access the resources on the fault-tolerant distributed file system.

Which two actions should you take? (Each correct answer presents part of the solution. Choose two)

- A. Install the Active Directory client on all of the Windows 95 computers.
- B. Install the standard DFS client on all of the Windows 95 computers.
- C. Install the Windows 2000 Administration Pack on all of the Windows 95 computers.
- D. Install the Active Directory client on all of the Windows 98 computers.
- E. Install the standard DFS client on all of the Windows 98 computers.
- F. Install the Windows 2000 Administration Pack on all of the Windows 98 computers.

Answer: A, D

Explanation: The Active Directory client for Windows 95, Windows 98 and Windows NT 4.0 includes a Dfs component. This component is the Dfs fault tolerance client which provides access to Windows 2000 distributed file system (Dfs) fault tolerant and fail-over file shares specified in Active Directory.

Note: In order for Windows 95 clients to access Domain Based DFS folders the client for Dfs 4.x and 5.0 add-on can be installed. In order for Windows 98 clients to access Domain Based DFS folders client for Dfs 5.0 add-on must be installed.

Reference: How to Install Distributed File System (Dfs) on Windows 2000 (Q241452).

Incorrect Answers:

B: The standard DFS client, Dfs 4.x and 5.0 add-on, would allow Windows 95 clients to access Dfs shares on the network. However, they would not be able to access fault-tolerant Dfs shares since they are included in the Active Directory and Windows 95 isn't Active Directory aware.

C: The Windows 2000 administration pack allows Windows 2000 to be administered from downlevel clients such as Windows 95. It wouldn't, however allow the clients to use DFS.

E: The standard DFS client, Dfs 5.0 add-on, would allow Windows 98 clients to access Dfs shares on the network. However, they would not be able to access fault-tolerant DFS shares since they are included in the Active Directory and Windows 98 isn't Active Directory aware.

F: The Windows 2000 administration pack allows Windows 2000 to be administered from downlevel clients such as Windows 98. It wouldn't, however allow the clients to use Dfs.

### QUESTION 15:

You are the new trainee at one of Certkiller 's branch office. All file servers at Certkiller have the indexing enabled, with the default values.

Document archiving and retrieval is managed by a user named Maria. Maria must keep a log over the files as she archives them.

You are tasked to create a new partition on one of the file servers to be used for archiving and retrieval. A small portion of the drive space on this partition is used for other purposes. A shared folder has been created on the partition so that users can place files to be archived in this shared folder.

Maria logs the appropriate files and moves them to a compressed folder on the partition.

The folder is named Archive. A portion of the contents of the archive folder is shown in the exhibit.

Name	Size	Type	Date Modified	Attributes
1st Quarter in	20 KB	Microsoft Excel Wor...	1/20/1998 4:44 PM	A
1st Quarter sa	43 KB	Microsoft Excel Wor...	1/27/2002 5:56 AM	AC
2nd Quarter in	62 KB	Microsoft Excel Wor...	3/3/2001 1:56 PM	AC
2nd Quarter...	19 KB	Microsoft Excel Wor...	5/10/2000 3:08 PM	A
Business	28 KB	Microsoft Word Doc...	9/8/1998 5:48 PM	AC
Client 1	70 KB	Microsoft Word Doc...	1/2/2002 9:52 AM	A
Client 2	38 KB	Microsoft Word Doc...	5/10/2000 3:08 PM	AC
Client 3	33 KB	Microsoft Word Doc...	8/15/2000 3:00 PM	A
Client Info	2,423 KB	Microsoft Word Doc...	12/27/2001 7:13 AM	AC
Departmetnet ...	300 KB	Microsoft Excel Wor...	11/12/2001 8:51 AM	A
Quarterly Pr...	70 KB	Microsoft Word Doc...	1/2/2002 9:52 AM	AC

Maria has Read and Modify permissions for the Archive folder. The files are backed up on tape and the tape is stored off site. Maria reports that she is running out of space on the partition. You will not be able to purchase hardware during the next three months.

You need to free up space on the partition. What should you do?

- A. Enable offline caching of files on the partition.
- B. Disable indexing of the partition.
- C. Configure a scheduled task to defragment the partition on a weekly basis.
- D. Configure a scheduled task to compress the files on the partition on a nightly basis.

Answer: D

Explanation: By looking at the exhibit we see that not all files are compressed. Not all files have the C, compressed, attribute. By compressing all the files on a nightly basis a lot of space would be freed up.

Incorrect answers:

- A: Enabling offline caching will not free up disk space.
- B: Indexing requires data structures to keep the indexes. This takes disk space. By disabling indexing disk space would be freed up. However, much more space would be freed up if all the



files on the partition were compressed.  
C: Defragmenting will not free up disk space.

---

**QUESTION 16:**

You are the server administrator of Certkiller 's file servers. An employee, named Maria, is promoted to the new position of manager in the marketing department and needs to be able to review all the documents that are used by other employees in the marketing department. However, she does not need to make changes to these documents.

All the marketing documents are stored in subfolders in a single marketing folder, which is shared as Marketing. Each employee in the marketing department has a subfolder in the Marketing folder. Currently, only the employee, the Administrators group, and the Power Users group have permissions for each employee's subfolder. Permissions inheritance is enabled on the Marketing folder. The resources and permissions are shown in the following table.

Resource	Type of permission	Effective permission
Marketing share	Share	Everyone-Full Control
Marketing folder	NTFS	Administrators-Full Control Power Users-Modify
Peter's folder	NTFS	Peter-Modify Administrators-Full Control Power Users-Modify
Andrea's folder	NTFS	Andrea-Modify Administrators-Full Control Power Users-Modify
Marc's folder	NTFS	Marc-Modify Administrators-Full Control Power Users-Modify

You need to allow Maria to review the documents of all of the other marketing employees without giving her unnecessary permissions. What should you do?

- A. Make Maria a member of the Power Users group.
- B. Share each existing subfolder and assign Maria the Allow-Read permission for each of the new shares.
- C. Assign Maria the Allow-Read NTFS permission for the Marketing folder.
- D. Assign Maria the Allow-Read permission for the Marketing share.

Answer: C

Explanation: We need to allow read access for Maria. She must be able to read the files but must not be able to change them. She already has full Share permission to the Marketing share. We must give Maria NTFS permissions as well as her effective permission is a combination of the sum of her Share Permissions and a sum of her NTFS permissions. By giving Maria NTFS Read Permission on share her permission on the folders would be read as her effective permission is the most restrictive of her accumulative Share permissions and her accumulative NTFS permissions.

Note: To calculate a user's effective permission on a share:

1. Calculate the NTFS permissions. They are accumulative except for DENY that overrides all permissions.
2. Calculate the Share permission. They are accumulative.
3. Combine the calculated NTFS and Share permissions. The result is the most restrictive permission.

Incorrect Answers:

A: Adding Maria to the Power Users group would give her modify permission (NTFS: modify + Share: Full = Modify) on the all the file and folders on the share. This would provide her with more permissions than is the required.

B: By creating shares for each subfolder and give Maria the read share permission would not give Maria access to the files, since she does not have any NTFS permissions (NTFS: none + Share: read = none).

D: Giving Maria Read permissions on the share would not give Maria any more rights since she already has Full Control Share permission as a member of the Everyone group. Maria would have no permission to the folders (NTFS:none + Share:Full = none).

---

## QUESTION 17:

You administer a Windows 2000 Server file server named ServerA, that is a member of a Windows 2000 Domain. You create and share some new folders for the sales department on a volume that is formatted as NTFS. Managers in all departments need to be able to read and modify files in all of the department's folders. Users named Peter, Maria, and Marc work in the sales department and need to read files in the G:\Sales\Reports folder, and they need full control of files in their personal folders. You configure folder and share permissions as shown in the following table.

Folder	Share name	Share permission	NTFS permission
			for folders and files
G:\Sales	Sales	Managers-Full Control	Managers-Full control
G:\Sales\Reports	Reports	Everyone-Read	Managers-Full control Everyone-Read
	Peter\$	Peter-Full Control	Managers-Full control
G:\Sales\Reports\Peter			

	Maria\$	Maria-Full Control	Peter-Full Control
G:\Sales\Reports\Maria			Managers-Full control
	Marc\$	Marc-Full Control	Maria-Full Control
G:\Sales\Reports\Marc			Managers-Full control
			Marc-Full Control

A user in the Managers group informs you that she is able to read the files in Marc's folder but unable to update them.

You need to allow all users in the Managers group to update all of the files in the sales department's folder. What should you do?

- A. Instruct the users in the Managers group to access the files by using the Sales share.
- B. Assign the Managers group the Allow-Full Control permission for the Marc\$ share.
- C. Re-create the Marc\$ share as Marc.
- D. Ensure that the Managers group has the Allow-Full Control permission for the published share object in Active Directory that is associated with the Sales share.

Answer: A

Explanation: The Managers has full Share Permissions on the Sales share and full NTFS permissions the Sales folders and all its subfolders. The combined permission is also full permission (Share:Full + NTFS:Full=Full).

Note: The calculation of effective permission on a share can be done by:

1. Calculate the NTFS permissions. They are accumulative except for DENY that overrides all permissions.
2. Calculate the Share permission. They are accumulative.
3. Combine the calculated NTFS and Share permissions. The result is the most restrictive permission.

Incorrect Answers:

B: Assigning Full Control permission to the Managers group on Marc\$ share would solve the problem for this particular share. Managers would still be denied access if they connected to the Maria\$ or the Peter\$ share though.

C: A share that ends with a \$ sign is a hidden share, which means it cannot be seen while browsing the network. A hidden share uses the Share permissions in exactly the same way as a non-hidden share. Recreating the Marc\$ share as Marc wouldn't change anything.

D: Access to a share is decided by NTFS and Share permissions, not by permissions assigned in the Active Directory. The Active Directory can be used to publish a share to users to make it more convenient for them to access the share.

---

## QUESTION 18:

You are the newly employed network administrator for Certkiller . All client computers run

Windows 2000 Professional and are members of a single Windows 2000 domain. Peter, a user in the graphics department, connects a print device to his computer. He wants other users in the graphics department to be able to find the printer in the directory and to use it to print documents from the network.

Peter reports that neither he nor any other users can find the printer in the directory and that no remote users can submit print jobs. Peter can print documents locally.

You need to ensure that Peter and other users in the graphics department can find the printer in the directory and can print documents from the network. What should you do?

- A. In the printer properties, share the printer on Peter's computer.
- B. In the printer properties, assign the Everyone group the Allow-Print permission.
- C. In Active Directory Users and Computers, add the printer as a child object to Peter's computer object.
- D. In Active Directory Users and Computers, select the Trust computer for delegation check box in Peter's computer properties.
- E. In Active Directory Users and Computers, assign users in the graphics department the Allow-Read Public Information permission for Peter's computer object.

Answer: A

Explanation: Simply sharing a printer on a Windows 2000 Professional computer that is part of the Domain will publish the printer in the Active Directory automatically.

Note: Printers on non-Windows 2000 print servers must be published manually in Active Directory.

Incorrect answers:

- B: The Everyone group gets Allow-Print permission by default when the printer is shared.
- C: Peter must share the printer first. The printer you want to publish must be shared.
- D: Peter must share the printer first. Peter's computer doesn't need the Trust computer for delegation rights in order to share and publish the printer in the Active Directory.
- E: Peter must share the printer. Users don't have to assigned Read Public Information permission on Peter's computer in order to use a shared printer.

---

### **QUESTION 19:**

you are responsible for a Windows 2000 web server named ServerA. ServerA is a member of a Windows 2000 Domain. The folder I:\\WebData\\Public\_Information on ServerA is shared as a virtual directory named Public. You want users to be able to access the virtual directory named Public. You also want users to be able to access the virtual directory by using the URLs http://serverA/PI and http://ServerA/Information. What should you do?

- A. In the Web sharing properties for the folder, add the aliases PI and information.
- B. Create two new shares for the folder and name them PI and information.
- C. Create two new folders name PI and Information. Copy the files from the existing folder to the new folders. Share each of the new folders with the default settings.

D. Create two new Web sites named PI and Information. Configure I:\\WebData\\Public\_Information to be the root directory for both web sites.

Answer: A

Explanation: Through the use of Virtual directories we can store Web content in locations other than the default directory. This is done by mapping an alias to the physical location. In this scenario the alias Public is already mapped to the folder I:\\WebData\\Public\_Information. We just have to add another alias which maps the name PI to the I:\\WebData\\Public\_Information folder.

Steps to configure a virtual directory (for a folder that already has a virtual directory):

1. Open Windows Explorer and browse to the appropriate folder (here I:\\WebData\\Public\_Information).
2. Right click on the folder and choose Properties.
3. Select the Web sharing tab.
4. Click the Add button.
5. Enter the first virtual directory name of the alias (here PI) in the Alias field. Click OK.
6. Enter the second virtual directory name of the alias (here information) in the Alias field. Click OK.
7. Click OK.

After this procedure we have three virtual Directory aliases pointing to the same folder.

Reference: HOW TO: Reference Folders Stored on Other Computers from Your Web Site (Q308150).

Incorrect Answers:

B: We can only create one share per folder. We thus cannot create additional shares for the same folder. We should instead create aliases for the two new virtual directories.

C: We do not need to create new folders for the virtual directory as we can map aliases to the new virtual directories.

D: We do not need to create any new Web sites. A virtual directory has already been set up therefore a web site already exists. What we should do is create aliases to point to the same folder.

---

## **QUESTION 20:**

You are the server administrator of a Windows 2000 file and web server named ServerA that is a member of Certkiller's Windows 2000 Domain. The folder named:

I:\\Data\\Accounting\_vacation\_requests on ServerA is shared as AcctVac with default NTFS and share permissions.

The AcctVac share is used by users in the domain local group named AcctGrp. The users in the AcctGrp save vacation requests as Microsoft Word documents to AcctVac by using a mapped drive.

You want other users in the domain to be able to view the vacation requests by using the URL <http://ServerA/Vacation>. What should you do?

A. Rename the folder to I:\\Data\\Vacation. Modify NTFS permissions for the folder to assign the Everyone group the Allow-Read permission and to assign the AcctGrp group the

Allow-Full Control permission.

B. Create a new share named Vacation for the folder. Modify NTFS permissions for the folder to assign the Everyone group the Allow-Read permission and to assign the AcctGrp group the Allow-Full Control permission.

C. Configure the folder as virtual directory with the alias of Vacation. Assign the Read and the Directory browsing access permissions for the virtual directory.

D. Create a new Web site named Vacation on Server

A. Create a virtual directory with the default settings in the new Web site.

Answer: C

Explanation: We must set up a Virtual directory to the network share. The Virtual Directory should use the alias Vacation. We also need to configure the appropriate NTFS permission on the folder. Assigning Read and Directory browsing permissions would allow the users read only access and they would also be able to see contents of the folder.

Steps to configure a virtual directory:

1. Open Windows Explorer and browse to the appropriate folder (in this scenario it would be I:\Data\Accounting\_vacation\_requests).
2. Right click on the folder and choose Properties.
3. Select the Web sharing tab.
4. Select Share this folder.

Note: by default the Virtual Directory will be put in the Default Web site.

5. Click the Add button.

6. Enter the first virtual directory name of the alias (here Vacation) in the Alias field.

7. Click OK.

We have now created a Virtual Directory in the default Web site.

Reference: HOW TO: Reference Folders Stored on Other Computers from Your Web Site (Q308150).

Incorrect Answers:

A: To allow users in the domain to be able to view the vacation requests by using the URL <http://ServerA/Vacation>, a Virtual directory must be set up that map the alias 'Vacation' to the actual folder.

B: To allow users in the domain to be able to view the vacation requests by using the URL <http://ServerA/Vacation>, a Virtual directory must be set up that map the alias 'Vacation' to the actual folder.

D: We do not need to create a Web site to solve this problem as we can configure the folder as a Virtual Directory in the Default Web Site that is mapped to the actual folder and assign appropriate permissions to the Virtual Directory.

---

## **QUESTION 21:**

You are the server administrator of a Windows 2000 file server named ServerA that is a member of a Windows 2000 Domain. The I:\Data\ServerAdmins folder on ServerA is shared as ServAdmin. NTFS and share permissions are configured as shown in the following table:



Folder	Share name	Share permission	NTFS permission for folders and files
I:\Data\ServerAdmins	ServAdmin	Everyone-Full Control	Local administrators-Full Control

Users that belong to the built-in Domain Admins group have persistent mapped drives to ServAdmin.

You want to hide the ServAdmin share from users when they type \\ServerA from the Run command or when they browse the network. You want domain administrators to be able to access the resources that are in the folder.

What should you do?

- A. Stop and disable the Computer Browser service on ServerA by using Computer Management
- B. Modify the share permissions to assign only the Local Administrators group the Allow-Full Control permission.
- C. Publish ServAdmin in Active Directory.  
Assign permissions for the published shared folder to only the Domain Admins group.
- D. Re-create ServAdmin as ServAdmin\$.  
Instruct the users in the Domain Admins group to delete and then re-create their persistent mapped drive connections to ServAdmins\$.

Answer: D

Explanation: By adding a \$-sign to the end of a share name the share will be hidden. No one will see a hidden share or be able to browse to this hidden share.

Incorrect answers:

- A: Disabling the computer browser on ServerA would only disable browsing from the server. It would not prevent browsing (or the Run\\ command) from the clients. The ServAdmin share would still be visible for users.
- B: Changing NTFS permissions in any way whatsoever would not make the share hidden.
- C: Changing Share permissions in any way whatsoever would not make the share hidden.

---

## **QUESTION 22:**

You are the server administrator of a Windows 2000 print server named Server

A. All

servers in your company's network are members of a Windows 2000 Domain. You install a high-speed laser print device on the network. You create a printer on ServerA and share it as FastLsr with the default settings.

You want all of the users in Certkiller to be able to use to FastLsr. You also want the users in the Payroll domain local group to have exclusive use of the print device between the hours of 10:00 A.M and 3:00 P.M and shared use of the print device during all other times.

What should you do?

- A. Configure and share FastLsr to be available from 3:00 P.M to 10:00 A.M. For the print device, create a second printer that has default availability. For the second printer, assign the Everyone group the Deny-Print permission and assign the Payroll group the Allow-Print permission. Instruct users in the Payroll group to use the second printer.
- B. Configure and share FastLsr to be available from 3:00 P.M to 10:00 A.M. For the print device, create a second printer that has default availability. For the second printer, remove permissions for the Everyone group and assign the Payroll group the Allow-Print permission. Instruct users in the Payroll group to use the second printer.
- C. Create and share a second printer device and configure it to be available from 10:00 A.M to 3:00 P.M. For the second printer, assign the Everyone group the Deny-Print permission and assign the Payroll group the Allow-Print permission. Instruct users in the Payroll group to use the second printer.
- D. Create and share a second printer for the print device and configure it to be available from 10:00 A.M to 3:00 P.M. For the second printer, remove permissions for the Everyone group and assign the Payroll group the Allow-Print permission. Instruct users in the Payroll group to use the second printer.

Answer: B

Explanation:

Everyone will be able to use the 1st printer which is available only between 3PM and 10AM. The second printer, however, would only be used by the Payroll group. They are able to use it 24 hours a day.

Note:

Print device: the physical printer printing the pages

Printer: Windows object that handles the printing on the print devices.

Incorrect Answers:

A: Denying everyone Print permission on the 2nd printer would not allow anyone print on it since deny overrides other permissions.

C: Denying everyone Print permission on the 2nd printer would not allow anyone print on it since deny overrides other permissions.

It would not be necessary to install another print device. We just need to install another printer.

D: We should have two printers. Even if we had two printers in this solution it would not be so good.

Payroll would be able to print during 10AM to 3PM but at 3PM then would have to switch to the 1st printer to be able to print.

---

### **QUESTION 23:**

You administer a Windows 2000 print server named Server

A. ServerA is a member of a

Windows 2000 Domain. You install a color laser print device on the network and create printer on ServerA that you share as ColorLsr with the default settings.

You want all of the users in Certkiller to be able to use ColorLsr, but you want the users in the Managers domain local group to always have priority use of the print device.

What should you do?

- A. Create and share a second printer for the print device and set the priority level to 1. For the second printer, assign the Everyone group the Deny-print permission and assign the Managers group the Allow-Print permission. Instruct users in the Managers group to use the second printer.
- B. Create and share a second printer for the print device and set the priority level to 1. For the second printer, remove permissions for the Everyone group and assign the Managers group the Allow-Print permission. Instruct users in the Managers group to use the second printer.
- C. Create and share a second printer for the print device and set the priority level to 99. For the second printer, assign the Everyone group the Deny-print permission and assign the Managers group the Allow-Print permission. Instruct users in the Managers group to use the second printer.
- D. Create and share a second printer for the print device and set the priority level to 99. For the second printer, remove permissions for the Everyone group and assign the Managers group the Allow-Print permission. Instruct users in the Managers group to use the second printer.

Answer: D

Explanation: We create a second printer with the highest priority (99) and only allow the Managers group access to it. This way the Managers group would always have higher priority on the print device.

Note: Scheduling priority can be set from 1 to 99 with 99 being the highest priority.

Incorrect Answers:

A: If you deny everyone print permission then no one would be able to print.

B: Setting the priority on the printer to 1 would give it the lowest priority. The manager's printer jobs would have higher priority.

C: If you deny everyone print permission then no one would be able to print.

---

#### **QUESTION 24:**

You are a system administrator at Certkiller . The network contains a Windows 2000 Server computer named Certkiller 1. You connect a new laser print device to Certkiller 1 on the LPT1 port. You configure a printer named Laser1 with the default permissions, and you share the printer as Laser1.

Occasionally you get reports from users in the main office that high priority print jobs are delayed due to users in a branch office is submitting large print jobs to Laser1.

Maria is the manager of the users in the branch office. Maria controls which users in the branch office are allowed to print to Laser1. You find out that Maria is deleting the print jobs that are submitted by the users in the branch office to enable the higher priority print jobs to print faster.

You want to ensure that Maria can control only user access to Laser1. What should you do?

- A. Add Maria to the Print Operators group on Certkiller 1.
- B. Assign Maria the Manage Printers permission for Laser1.
- C. Ensure that priority level of Laser 1 is set to 99 on the Advanced tab of Laser1.

D. Run the Delegation of Control Wizard and assign Maria the Read permission for Laser1.

Answer: B

Explanation: The Manage Printers permission would enable Maria to share the printer, change the printer properties, delete the printer and change the printer permissions. She would also be able to print documents and manage documents. These permissions would only be valid for the Laser1 printer, as was required.

Incorrect Answers

A: As a member of the Print Operators group Maria would be able to manage all Printers on the Certkiller 1 server. However, she should only be able control access to the Laser1.

C: We must configure permissions, not priority.

D: The Delegation of Control Wizard is used to set permissions on objects in the Active Directory. The Wizard only assigns permissions at the OU or container level. It would not be possible to assign Read permission Laser1.

---

### **QUESTION 25:**

You are a domain administrator for Certkiller . You have been assigned the task of installing a new Windows 2000 Server computer named ServerA, which will contain a Internet Information Services (IIS) installation.

You want to use ServerA to host a corporate intranet site to your employees. You create a Web site on ServerA.

You want to enable users to access the intranet site by using the URL <http://CLInfo>. You want to accomplish this task with the least amount of administrative effort.

Which two actions should you take? (Each correct answer presents part of the solution. Choose two)

- A. Create a DNS entry for CLInfo that specifies the TCP/IP address of ServerA.
- B. Create a WINS entry for CLInfo that specifies the TCP/IP address of ServerA.
- C. Create a Hosts file entry for CLInfo that specifies the TCP/IP address of Server
- A. Then copy the Hosts file to each network computer.
- D. Create the CLInfo Web site as virtual directory.
- E. Configure hosts headers on ServerA to include CLInfo.

Answer: A, E

Explanation:

IIS allows us to assign any number of sites to a single IP address and distinguish them by using host headers. First we must add the hosts headers name CLInfo using the IIS console. We configure it for the created Web site. Then we must register the host header name with the appropriate name resolution system. This is a Windows 2000 Domain so there must be a DNS server. So we should create an A (host) record mapping CLInfo to the TCP/IP address of ServerA (E).

Note: Each Web site has a unique, three-part identity it uses to receive and to respond to

requests: a port number, an IP address, and a host header name.

Reference:

HOW TO: Use Host Header Names to Configure Multiple Web Sites on a Single IP Address in Windows 2000 (Q308163)

HOW TO: Use Host Header Names to Host Multiple Sites from One IP Address in IIS 5.0 (Q190008)

Incorrect Answers:

B: We could create WINS entries to solve this problem but this would require the presence of a WIN server. However, there is no WINS server present in this scenario. We therefore cannot solve the problem by creating a WINS entry for CLInfo that specifies the TCP/IP address of ServerA.

C: Copying a Hosts file to every computer would require an extensive amount of administrative effort. In this scenario this is not necessary as we could use a DNS server to automate this name resolution process. Furthermore, Hosts file is only used in special circumstances these days.

D: A Virtual Directory allows us to store Web content in locations other than the default directory. This is done by mapping an alias to the default directory's physical location. However, in this scenario CLInfo is the physical Web site. We therefore do not need to create an alias to the Web site.

---

### **QUESTION 26:**

You are the administrator of a Windows 2000 Server computer named Server

A. ServerA has Internet Information services (IIS) installed and is used to host Certkiller 's public internet web site.

Certkiller 's customers wish to be able to access their account and billing information from a secure Ewb site. This Web site will be hosted by Server

A. Customers will access this Web

site by using a variety of web browsers. A new web site has been created and configured to use Basic authentication.

The customer require that all information transmitted between the Web site and the customer's computers is encrypted. How should you configure the new web site?

A. Enable the web site to use Integrated Windows Authentication.

B. Enable the web site to use Digest authentication for Windows domain servers.

C. Enable the web site to use a web server certificate and enable SSL for the web site.

D. Enable the web site to use a web server certificate and enable IPSec on ServerA.

Answer: C

Explanation: Secure Sockets Layer (SSL) encrypts the content and the data that is being transmitted. Most popular browsers have built-in SSL support. Certificates are required for the server and client's browser to set up an SSL connection over which encrypted information can be sent. The certificate-based SSL features in IIS consist of a server certificate, an optional client certificate, and various digital keys.

Note: Certificates are digital identification documents that allow both servers and clients to

authenticate each other. Server certificates usually contain information about Certkiller and the organization that issued the certificate.

Incorrect Answers:

A: Integrated Windows authentication would not, by itself, secure the connections. It would only prevent access to anonymous users and would only authenticate and provide access to users who have valid domain user accounts. This would thus provide for the authenticity of the clients that access the server but would not provide for the encryption of the data that is transmitted between the client and the server.

B: Digest authentication encrypts client-supplied passwords in compatible browsers (Internet Explorer), but it does not encrypt the content and data that is transmitted between the client and the server.

D: To be able to use IPSec both the server and the clients must be enabled for IPSec. We however do not have control over the client computers as they belong to the customers. We therefore cannot ensure that IPSec is enabled on the client computers and therefore cannot implement IPSec.

---

### **QUESTION 27:**

You are the administrator of a Windows 2000 Server computer named CertK Srv.

CertK Srv runs Internet Information Services (IIS) and functions as an intranet Web server.

A new Web application, that will enable company employees to make online purchases, has been created by Certkiller 's Web developers. The developers require that the default Web site CertK Srv uses port 427 for SSL connections. You open the properties for the default Web site on CertK Srv. However, the SSL port text appears dimmed and you cannot type a port number

You need to ensure that the default Web site on CertK Srv can be configured to use port 427 for SSL connections. What should do?

- A. Configure the Execute permissions for the default Web site to permit scripts and executables.
- B. Configure the authentication methods for the default Web site to permit integrated authentication.
- C. Configure the other Web site on CertK Srv to use an SSL port other than 427.
- D. Ask a domain administrator to provide a server encryption certificate for CertK Srv. Install the certificate in the default Web site on CertK Srv.
- E. Ask a domain administrator to reset CertK Srv's domain computer account.

Answer: D

Explanation: Secure Sockets layer (SSL) on relies upon certificates. Typically a Certificate server will be run within the domain.

Reference: Microsoft Knowledge Base Article - Q299525, HOWTO: Set Up SSL Using IIS 5.0 and Certificate Server 2.0

Incorrect Answers

A: This is not a permission problem of the web site.

B: This is not an authentication problem.



C: We would not be able to configure a SSL port until we obtained a certificate for SSL.  
E: The computer account is not the problem.

---

**QUESTION 28:**

Certkiller 's network consists of a single Active Directory domain Certkiller .com. You are the server administrator of a Windows Server 2000 member server named Certkiller A, which contains confidential information. Certkiller A also runs IIS (Internet Information Services) and functions as a Web server for the company intranet.

Because of a new company policy regarding security on computers you have to secure the Web traffic to and from Certkiller

A. You configure IIS to require only secure communications. Users must be authenticated on Certkiller A by using a domain user name and password.

Certkiller A has been functioning properly for five months. Now, when users attempt to connect to Certkiller A by using Internet Explorer, an error message appears.

Certkiller A responds to the ping command by host name and IP address. You view the services on Certkiller A, some of which are shown in the following window.

Name	Status	Startup Type	Log On As
Computer Browser		Automatic	Local System
HTTP SSL		Automatic	Local System
Net Logon		Automatic	Local System
Secondary Logon	Started	Automatic	Local System
WebClient	Started	Automatic	Local Service

You need to enable users to access the intranet Web content on Certkiller A.

Which two actions should you perform on Certkiller A? (Each correct answer presents part of the solution. Choose two)

- A. Start the Computer Browser service.
- B. Start the HTTP SSL service.
- C. Start the Net Logon service.
- D. Restart the Secondary Logon service.
- E. Restart the Web Client service.

Answer: B, C

Explanation: Answers A, B and C list the only services that are not running, so D and E are incorrect.

We need to start the net logon to provide authentication. (C)

We need to start the http SSL service for IIS in order to use SSL encryption. (D)

Note: if we would like to have the browsing service we will need to start Computer Browser service.

---

**QUESTION 29:**

You are the administrator of a Windows 2000 Server computer named Server

A. ServerA is used for Certkiller 's public Internet web site, and has Internet

Information Services (IIS) installed.

Certkiller 's business partners need to be able to exchange information about customer purchases, orderhistory, and credit card information online. Therefor, Certkiller is developing a new web to make this doable.

You are asked to ensure that all information transmitted between ServerA and each business partner's computers is encrypted. What should you do?

- A. Install a Web server certificate and enable Digest authentication.
- B. Install a Web server certificate and enable SSL for the new Web site.
- C. Configure the new web site to use Integrated Windows authentication.
- D. Configure the new Web site folder to enable Encrypting File System (EFS).

Answer: B

Explanation: Secure Sockets Layer (SSL) security protocols are used by most popular Internet browsers and servers to provide authentication, message integrity, and confidentiality. SSL encrypts the content and the data transmitted between a client and a server and relies upon certificates. The certificate-based SSL features in IIS consist of a server certificate, an optional client certificate, and various digital keys.

Note: Certificates are digital identification documents that allow both servers and clients to authenticate each other. Server certificates usually contain information about Certkiller and the organization that issued the certificate.

Incorrect Answers:

- A: Digest authentication encrypts client-supplied passwords in compatible browsers (Internet Explorer), but it does not encrypt the content and data.
- C: Integrated Windows authentication would not, by itself, secure the connections.
- D: Encrypting the Web Site folder on the server would protect the information for anyone gaining access to that folder. However, it would not secure the data when it is sent out from the Web server to the clients. The data would be unencrypted when it leaves the server.

---

### **QUESTION 30:**

You are the administrator for Certkiller 's intranet web site, which is hosted on a Windows 2000 Server computer.

A new website for Certkiller is in development and it's requested that you install a new web server component that will be used with the new web site. The new component is an ISAPI-based application. You install the component in a virtual directory named COMMON and configure the Read, Script, and Execute permissions.

When the developers test their applications by using the new component, they receive an error message stating that the component could not be started.

You want to ensure that the new component functions properly on the web site. What should you do?

- A. Configure the intranet web site to remove the default application.
- B. Configure the COMMON virtual directory to run with low application protection.
- C. Configure the COMMON virtual directory to run with high application protection.

- D. Configure the Execute permission on the intranet web site to enable Scripts only.
- E. Configure the Execute permission on the intranet web site to enable Scripts and Executables.

Answer: E

Explanation: ISAPI applications are executables not scripts. The Execute permission on the intranet web site must be configured to enable Scripts and Executables, not Scripts only.

Steps:

1. Open the Internet Services Manager
2. Right-click on the Virtual Directory and select Properties
3. Change the Execute Permissions option to Scripts and Executables.

Note: ISAPI (Internet Server Application Programming Interface) is an API for writing extensions to web servers. It was originally developed by Process Software, and adopted by Microsoft as its standard server API. It complements or replaces the Common Gateway Interface (CGI), the standard interprocess protocol for writing extensions to web servers.

Incorrect answers:

A: If you remove the default you must specify a new application.

The Execute permission must be changed to Scripts and Executables.

B: When a virtual directory is running in the IIS Process (Low Application Protection) IIS runs as SYSTEM and then impersonates the Anonymous User. This wouldn't allowed the ISAPI application to be run.

C: High application protection prevents in Impersonation. It wouldn't allow the ISAPI based to run.

D: The Execute permission on the intranet web site must be configure to enable Scripts and Executables, not Scripts only. ISAPI applications are executables not scripts.

---

### **QUESTION 31:**

You administer Certkiller 's Internet Web Server that is run on a Windows 2000 Server computer. The server hosts several Internet Web Sites, including the company's public Internet Web site.

You have been asked about the possibility for employees to download company documents from the web server when the employees are away from the office. Employees will access the web server by using Microsoft Internet Explorer.

You need to ensure that security of each employee's network user name and password when the employees are accessing the documents. You also need to ensure that only employees can access the documents. What do you need to do in order to allow access from outside the company without lowering the level of security?

- A. Create an FTP site and configure it to use only anonymous user connections.
- B. Create an FTP site and configure it to use only Basic authentication for user connections.
- C. Create a document Web site and configure it to use only Basic authentication. Then enable directory browsing.
- D. Create a document Web site and configure it to use only Integrated Windows authentication. Then enable directory browsing.

Answer: D

Explanation: We use a document Web site since the users will access it with Internet Explorer. We prefer Integrated Windows authentication since it is a secure authentication method that doesn't transmit usernames or passwords. Instead, it relies on a cryptographic exchange with the server.

Incorrect answers:

A: We cannot allow anonymous access. Anyone could get access.

B: The clients will use Internet Explorer. It would be more convenient for the users if use a Web Site instead of a FTP site.

C: The disadvantage is that Web browsers using Basic Authentication transmit passwords in an unencrypted form.

---

**QUESTION 32:**

You are the network administrator for Certkiller . A Windows 2000 Server computer named Certkiller 1 is used by Certkiller 's Web developers to develop new Web applications. Certkiller 1 contains for the moment five different Web sites.

You receive a report from one of the developers that a new Web application that runs in Certkiller 1's Sales Web site does not report Web application error messages correctly.

When an error occurs, the Sales Web site always displays the following error message "An error occurred on the server when processing the URL. Please contact the system administrator". The developer wants a more specific error messages displayed so that it is easier to debug Web applications.

You need to ensure that when an error occurs in the Sales Web site, the actual error message is displayed in each developer's Web browser. What should you do?

A. In the Application Configuration properties of the Sales Web site, select the Enable client-side script debugging check box.

B. In the Application Configuration properties of the Sales Web site, select the Send detailed ASP error messages to client check box.

C. In the Custom Errors properties of the Sales Web site, configure error code 500 so that the error type is File.

D. In the Custom Errors properties of the Sales Web site, set all error messages to the default setting.

Answer: B

Explanation: We must configure the web server to send detailed error messages to the clients.

Procedure: Open the Internet Services Manager, right-click Default Web Site, choose Properties, and on the Home Directory tab, click the Configuration button. On the App Debugging tab, make sure "Send detailed ASP error messages to client" is selected.



### Incorrect Answers

A: We are not interested in debugging the Web application. We just want to get the appropriate error messages.

C, D: We do not need to customize the error messages. We only need to enable the IIS server to send detailed error messages to the client.

Note: Error code 500 indicates that an IIS server error has occurred.

### QUESTION 33:

You are the network administrator for Certkiller . The network contains a Internet Information Services (IIS) installation, which is run on a Windows 2000 Server computer named Certkiller

A. The network also contains a DNS server. Certkiller A only hosts the default Web site for the moment. Company employees access the default Web site by using the URL `http:// Certkiller a`

The manager of the marketing department expresses a need of another website for the marketing department. The new Web site will be mainly used to publish information about marketing projects. The manager wants all company employees to be able to access the new Web site by using a URL

You create a new Web site named Marketing on Certkiller A, and you use the default settings. However, when you try to start the new Web site, you receive the following error message:

"The service could not be started because it is not correctly configured."

What should you do?

A. On Certkiller A, stop and restart the World Wide Web Publishing service. Then, start the Marketing Web site and the default Web site.

Instruct the company employees to access the Marketing Web site by using the URL `http://marketing`.

B. On Certkiller A, add an additional IP address to Certkiller A's TCP/IP configuration. Configure the Marketing Web site to use only the new IP address.

Instruct company employees to access the Marketing Web site by using the URL  
<http://marketing>.

C. On Certkiller A, configure the Marketing Web site to use a host header named Marketing.  
On the companys DNS server, create a CNAME (canonical name) record for a host named  
Marketing that points to Certkiller A's IP address.

Instruct company employees to access the Marketing Web site by using the URL  
<http://marketing>.

D. On Certkiller A, configure the Marketing Web site to use port 81.  
On the companys DNS server, create a CNAME (canonical name) record for a host named  
Marketing that points to Certkiller A's IP address.

Instruct company employees to access the Marketing Web site by using the URL  
<http://marketing>.

Answer: C

Explanation: IIS allows us to assign any number of sites to a single IP address and  
distinguish them by using host headers.

Reference: HOW TO: Use Host Header Names to Configure Multiple Web Sites on a Single IP  
Address in Windows 2000 (Q308163)

HOW TO: Configure DNS Records for Your Web Site in Windows 2000, Microsoft Knowledge  
Base Article - Q315982

Incorrect Answers

A: Restarting the services would not enable use of multiple sites.

B: No additional IP address is required.

D: Use of an additional port is not required.

---

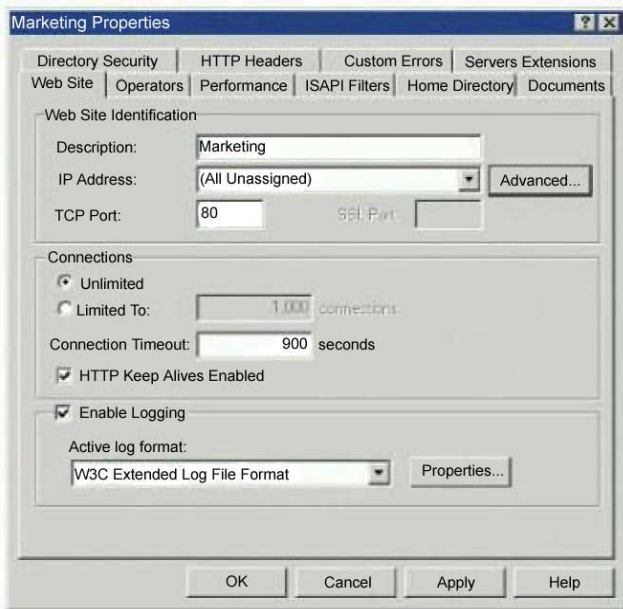
### **QUESTION 34:**

You are the network administrator for Certkiller . The network contains a Internet  
Information Services (IIS) and hosts an intranet Web site named Sales. The IIS is run on a  
Windows 2000 Server computer named Certkiller 1. The Sales Web is accessed by company  
employees using Internet Explorer and the URL <http:// Certkiller 1>.

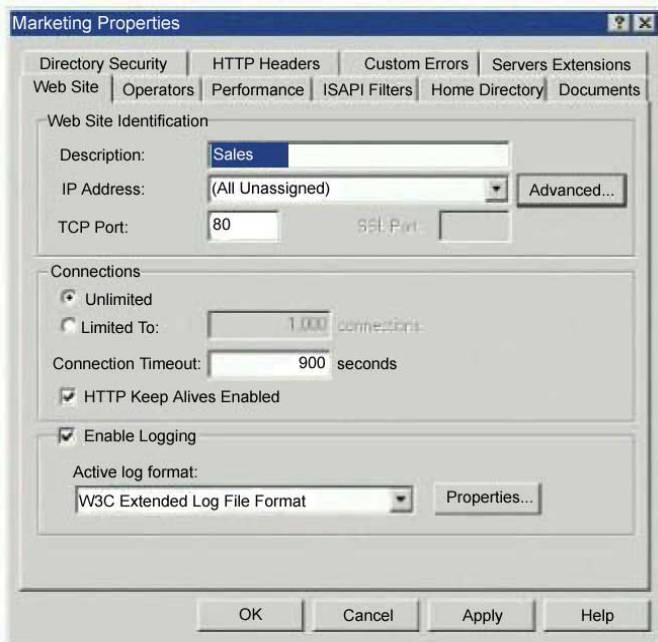
A new Web site named Marketing is added to Certkiller 1. Company employees  
immediately report that they are unable to access the Sales Web site by using the URL  
<http:// Certkiller 1>. The employees report that the URL directs them to the new Marketing  
Web site.

You examine the properties for the Marketing Web site, as shown in the Marketing  
Properties exhibit.





You also examine the properties for the Sales Web site, as shown in the Sales Properties exhibit.



You need to ensure that company employees can access both Web sites.  
What should you do?

- A. Instruct employees to access the Sales Web site using the URL `http:// Certkiller 1:88`.
- B. Instruct employees to access the Marketing Web site by using the URL `http:// Certkiller 1:80`.
- C. In the properties for the Sales Web site, change the TCP port to 80.  
Restart the Sales Web site.
- D. In the properties for the Marketing Web site, select an IP address from the drop-down list.  
Restart the Marketing Web site.

Answer: A

Explanation: Employees can access the Sales Web site by specifying the port that is used (88).

Incorrect Answers

B: The Marketing web site is already accessible.

C: Both Web sites cannot, without further configuration, use the same TCP port.

D: IP addresses is not assigned to Web sites in this way.

---

**QUESTION 35:**

You are the network administrator for Certkiller . The network contains a Windows 2000 Server computer named Certkiller 1 that is running Internet Information Services (IIS) and includes a Web site named Sales. The Sales Web site uses the default security settings and all company employees access the Sales Web site by using Internet Explorer.

The manager of the sales department creates a new folder named Forecasts under the root folder of the Sales Web site. The manager places several confidential documents in the Forecasts folder.

The manager asks you to ensure that only authorized employees can access these documents by using a Web browser. What should you do to accomplish this goal?

A. Modify the IIS Directory Security properties for the Forecasts folder so that only Integrated Windows authentication is selected.

B. Modify the NTFS permission for the Forecasts folder so that only the authorized employees appear on the discretionary access control list (DACL).

C. Modify the NTFS permissions for the Sales Web site's root folder so that only the authorized employees appear on the discretionary access control list (DACL).

D. Modify the NTFS permissions for the Sales Web site's root folder by removing the access permissions for the IUSR\_ Certkiller 1 user account.

Answer: B

Explanation: We use NTFS permission to the particular folder and ensure that only authorized employees has access to it. This solution would still allow anonymous access to other parts of the web site.

Incorrect Answers

A: By only allowing Integrated Windows authentication we ensure that only authenticated users are allowed to access the web site. However, this is too restrictive. We only want to secure a particular folder. There might be other folders which should be public.

C: If we change the NTFS permission at the root folder of the Web site, the restriction would apply to the whole web site. However, we only want to secure a particular folder. This suggested solution is too restrictive.

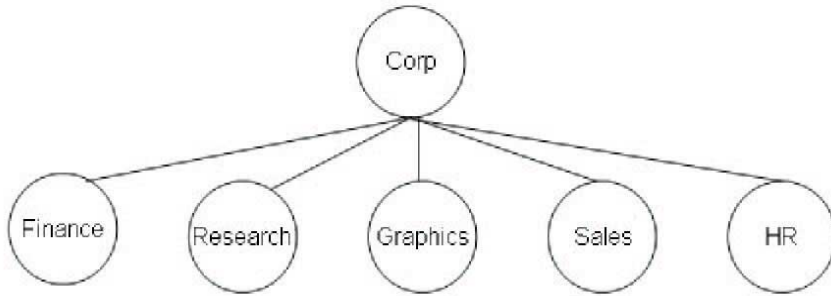
D: The IUSR\_ Certkiller 1 user account is used when people access the web site through anonymous login. However, the restriction would apply to the whole web site. However, we only want to secure a particular folder. This suggested solution is too restrictive.

**QUESTION 36:**

You are a network administrator for Certkiller . All client computers run Windows 2000 Professional and are members of the company's single Windows 2000 domain.

Client computers in the research department and the graphics department are new and have clean installs of Windows 2000 Professional. Client computers in the other departments have been upgraded from Windows NT workstation 4.0 to Windows 2000 Professional.

The domain contains an organizational unit (OU) hierarchy, as shown in the exhibit.



You have been assigned the task to ensure that all upgraded computers have the same security configuration as the computers that have the clean installs. You also have to ensure that all client computers have strong password policies applied, and that an administrator is required to unlock locked user accounts for the research department and the human resources (HR) department.

You create a Group Policy Object named DefaultSec, which applies security setting that are required for all users and computers. You create a second GPO named HiSec, which has the security setting that are required by the HR and the Research departments. Both GPOs use custom security templates.

You import the Basicwk.inf security template in to the Default Domain GPO

How should you link the GPOs to the OUs?

To answer drag the appropriate Group Policy Object to the appropriate department OU. Note that GPOs can be used more than once.

**SELECT AND PLACE**

Department OU		GPO
Corp OU		Default Domain Policy GPO
Finance OU		DefaultSec GPO
Research OU		HiSec GPO
Graphics OU		
Sales OU		
HR OU		

Answer:

**Department OU**

Corp OU	DefaultSec GPO
Finance OU	
Research OU	HiSec GPO
Sales OU	
HR OU	HiSec GPO

**Explanations:**

The Default Domain Policy GPO is applied to the domain by definition and will not have to be applied to any OU.

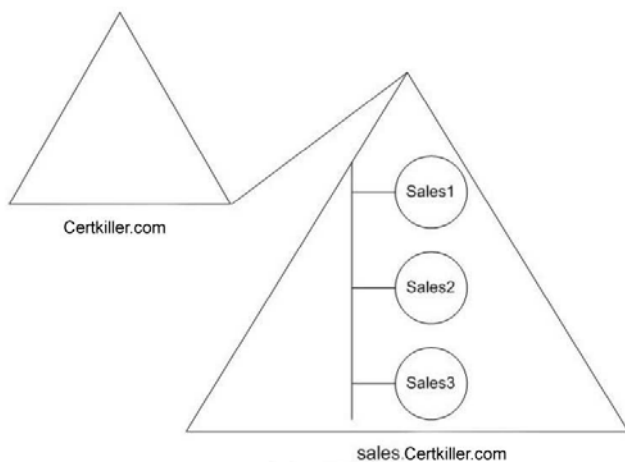
The DefaultSec GPO should be applied to all users and computers so we apply it highest possible OU, we link it to the Corp OU.

The HiSec GPO should only be applied to the Research and HR departments so we link to the Research OU and to the HR OU.

---

**QUESTION 37:**

You are the network administrator of the Sales2 organizational unit (OU) in the sales. Certkiller .com domain for Certkiller . The network consists of a single forest that contains two Windows 2000 domains, as shown in the exhibit.



Three Windows 2000 Server computers in the Sales2 OU functions as file and print servers. These servers are named FP1, FP2, and FP3.

A folder named D:\Public on FP2 is shared as \\FP2\Public. You receive reports stating that files in the \\FP2\Public shared folder are occasionally deleted by an unknown user. You need to find out who is deleting the files. What should you do?

A. Ask the administrator of the sales. Certkiller .com domain to edit the Default Domain Controllers Policy Group Policy object (GPO) in the sales. Certkiller .com domain to enable auditing.

Enable auditing for the System groups in D:\Public.

B. Ask the administrator of the sales. Certkiller .com domain to edit the Default Domain Controllers Policy Group Policy object (GPO) in the sales. Certkiller .com domain to enable auditing.

Enable auditing for the Everyone group on D:\Public.

C. Edit the local computer policy for FP2 to enable auditing.

Enable auditing for the Everyone group on D:\Public.

D. Edit the local computer policy for FP2 to enable auditing.

Enable auditing for the System group on D:\Public.

Answer: C

Explanation: We can enable auditing locally at FP2. We should then enable auditing for the Everyone group.

Incorrect Answers

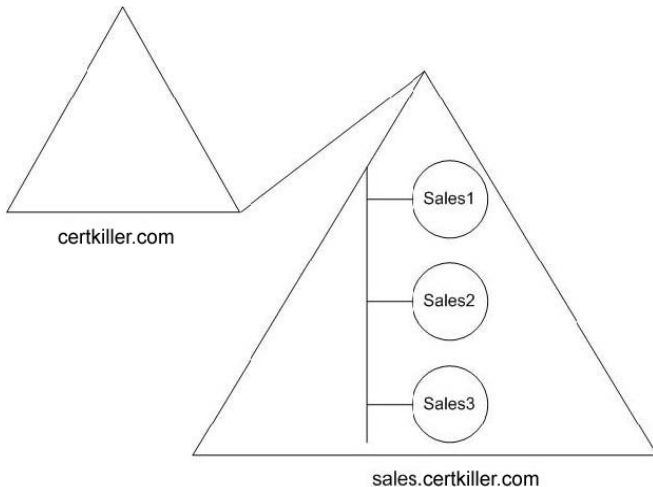
A, B: The Default Domain Controllers Policy only affect domain Controllers. Most likely, the file servers are members servers, not domain controller, and they would not be affected by the GPO.

D: The System group does not include authenticated users and it would not be useful to audit this group.

---

### **QUESTION 38:**

You are the domain administrator of the sales. Certkiller .com domain for Certkiller . The network consists of two Windows 2000 domains in a single forest, as shown in the exhibit.



Windows 2000 Servers exist in all Organizational Units (OUs) and they are all configured as member servers. The main function of these servers is file and printer sharing for all departments in the company. The three Sales OUs have Group Policy objects (GPOs) that affects computer and user settings.

The administrator of the Sales2 OU wants to allow users to have local administrative rights to their client computers and to log on locally. The password policy on user's local user

accounts must fulfill the requirements for complex passwords and must be applied to the computers at all times.

What should you do to accomplish these goals?

- A. Ask the domain administrator of the Certkiller .com domain to edit the Default Domain Policy GPO in the Certkiller .com domain to require complex passwords.
- B. Ask the domain administrator of the Certkiller .com domain to edit the Default Domain Controllers Policy GPO in the Certkiller .com domain to require complex passwords.
- C. Edit the GPO on the Sales2 OU to require complex passwords.
- D. Edit the local computer policy for each client computer in the Sales2 OU to require complex passwords.
- E. Edit the Default Domain Policy GPO in the sales. Certkiller .com domain to require complex passwords.
- F. Edit the Default Domain Controllers Policy GPO in the sales. Certkiller .com domain to require complex passwords.

Answer: E

Explanation: The computers of the Sales2 administrators must be configured with a new account policy. Account policies can only be applied at the domain level. We should apply this policy to the local domain, the sales. Certkiller .com domain. We use the Default Domain Policy GPO to achieve this.

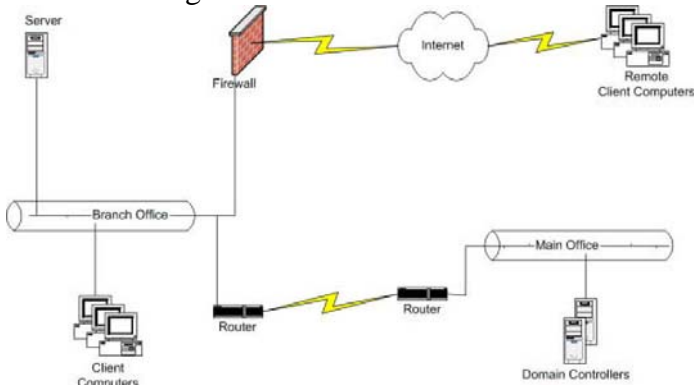
Incorrect Answers

- A: We should configure the sales. Certkiller .com domain, not the Certkiller .com domain.
- B: We should configure the sales. Certkiller .com domain, not the Certkiller .com domain. Furthermore, we don't want to apply the account policy to the domain controllers.
- C: Account policies cannot be applied at the OU level, they must be applied at the domain level.
- D: This proposed solution would work, but it would require too much administrative effort.
- F: We don't want to apply the account policy to the domain controllers.

---

### **QUESTION 39:**

You are a network administrator for Certkiller . Certkiller is in an expansive state right now and plans to expand from 10 branch offices to 35 branch offices during the next 12 months. The network configuration is shown in the exhibit below.



Each branch office has one multifunction servers that are domain controllers and application-based Terminal servers. No other servers are allowed on the branch offices networks. The users of the remote client computers connect to these multifunction servers by using Terminal Services over the Internet so that they can access a financial application. You need to ensure that remote users can log on to the Terminal servers and not to any other domain controllers at the main office. You must also ensure that remote users cannot log on to any other domain controller that is not an application-based Terminal Server. When new application-based Terminal servers are added to the domain, you want the servers to automatically configure settings to meet these requirements.

You create a new group named Terminal Server-Users, and you make the user accounts of all the users who need access to these application-based terminal servers members of this group.

What should you do next?

- A. Create a new Group Policy Object (GPO) and link it to the domain level. Configure this GPO by assigning the Terminal-Server-Users group the Log on locally right.
- B. Create a new Group Policy Object (GPO) and link it to the domain Controllers Organizational unit (OU). Configure this GPO by assigning the Terminal-Server-Users group the Log on locally right.
- C. Create a new OU and move all terminal servers into this organizational unit (OU). Create a Group Policy Object and link it to this new OU. Configure this GPO by assigning the Terminal-Server-Users group the Log on locally right.
- D. Modify the local security policy on all of the application-based Terminal servers by assigning the Terminal-Server-Users group the Log on locally right.
- E. Modify the Domain Controller security policy on one of the application-based Terminal servers by assigning the Terminal-Server-Users group the Log on locally right.

Answer: C

Explanation: In this scenario each branch office has only one multifunctional server that is both a domain controller and an application-based Terminal server. For security purposes we must ensure that the remote users can only log on to the Terminal Server and not to any other server. To accomplish this we must create an OU and place all the Terminal Servers in this OU. We must then create a Group Policy Object that is configured to assign the Terminal-Server-Users group the right to Log on Locally and link this to the OU. This way the remote users would only be allowed to log on to the Terminal Servers.

Note: Terminal Server clients use the Terminal Server remotely but need the right to log on locally in order to use it.

Incorrect Answers:

- A: A GPO is applied at the level at which it is linked. Therefore, a GPO that is linked to the domain level and that is configured to allow the Terminal-Server-User group log on locally would allow the remote users to log on to any computer in the domain.
- B: If we link the GPO to the Domain Controllers OU the remote users would be allowed to log on to any domain controller. We however only want to allow them to be able to log onto the Terminal Servers.
- D: Part of the requirements in this scenario is that the configuration of Terminal Servers that are

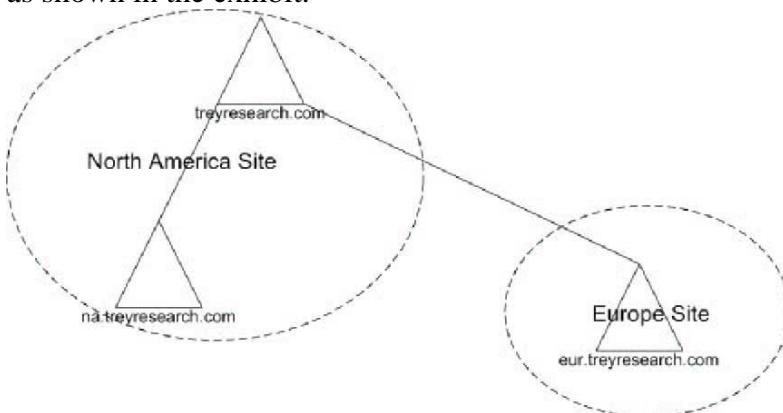


to be added to the domain must be accomplished automatically. However, modifying the local security policy is done on the local computers and we would be required to perform this modification on each additional domain controller. In other words, this solution does not provide for an automatic centralized configuration of the new domain controllers.

E: By modifying the Domain Controller security policy on one of the Terminal Servers, we will allow remote users to log on to only that Terminal Server. The other Terminal Servers and the Terminal Servers that are to be added to the domain would thus not be used. This would thus be an inefficient use of resources and is thus not the best answer.

#### QUESTION 40:

You are an enterprise administrator for Trey Research, a company that is based in Los Angeles. The network consists of three Windows 2000 domains in two sites, as shown in the exhibit.



Trey Research is in an expansive state and anticipates company growth of up to 200 percent during the next 12 months. This expansion will add approximately as many as three new sites and four new child domains to the network structure during that time. Company IT policy dictates that user account and password security policy settings must be applied consistently to all users throughout the company. You configure the Group Policy Object to the treyresearch.com domain as shown in the following table:

GPO name	Linked to	Settings/restrictions	Options
Enterprise Security	Entire domain	Accounts locked out after three bad logon attempts. Administrator must unlock locked user accounts. Minimum password length is eight characters. Passwords must meet complexity	(None selected)

requirements.  
Minimum password  
age is 27 days.  
Maximum password  
age is 30 days.  
Remember last 12  
passwords.

You later discover that the settings that defined in the Enterprise security GPO are being applied to users located in only the treyresearch.com domain. You need to ensure that these settings are applied to all users in the company.  
What should you do?

- A. Delete the Default Domain GPO in the child domains.
- B. Enable the No Override option for the Enterprise Security GPO.
- C. Create a new site that contains all domains, and link the Enterprise Security GPO to the site.
- D. Create and link new GPOs in the child domains with the same settings as in the root domain.

Answer: D

Explanation: Group Policy that is associated with one domain does not automatically propagate to other domains in the forest. A domain acts as security boundary. For a Group Policy from one domain to be associated with another domain, it must be explicitly linked.

Note: Account policy contains Password policy, Account policy, and Kerberos policy.

Reference: Configuring Account Policies in Active Directory (Q255550).

Domain Security Policy in Windows 2000 (Q221930)

Incorrect answers:

- A: It is possible to delete the Default Domain GPO in the child domains. This would not, however solve the problem.
- B: A domain acts as security boundary. For a Group Policy from one domain to be associated with another domain, it must be explicitly linked.
- C: Domain account policies cannot be applied to sites. The GPO must explicitly be linked to all domains.

---

#### **QUESTION 41:**

You administer an organizational unit (OU) named WebServers in the Certkiller .com domain. The WebServers OU is an immediate child OU of an OU named Servers, that has a Group Policy Object (GPO) named IPSecurity linked to it. The No Override option is not selected on IPSecurity but the IPSecurity settings must always be applied to the servers in the WebServers OU. In the WebServers OU there are 20 Windows 2000 Web servers. All of the web sites on the servers in the WebServers OU are configured to allow only anonymous users connections.

A domain administrator applies a new GPO named LogonLocally at the Servers OU.

LogonLocally restricts the ability to log on locally to members of the local Administrators group. Users report that they can no longer access any of the Web sites on the servers in the WebServers OU.

You need to ensure that users can access the Web Sites on the servers in the WebServers OU. What should you do?

- A. Configure the properties for the WebServers OU to block policy inheritance.
- B. Link LogonLocally to the WebServers OU and select the No Override option.
- C. Create a GPO that allows members of the local Administrators and Guests groups to log on locally  
Link the GPO to the WebServers OU.
- D. Create a GPO that allows members of the local Administrators and Users groups to log on locally.  
Link the GPO to the WebServers OU.

Answer: C

Explanation: We want to grant the guest account the right to log on locally so that the Web servers can be accessed using anonymous authentication. This can be done by creating a GPO that allows the guest group (and the local Administrators group) the right to log on locally, and linking the GPO to the WebUsers OU. This GPO would override the LogonLocally GPO, since the more local GPO will be applied last. And as the guest account is a member of the guest group anonymous access to the Web servers would be enabled.

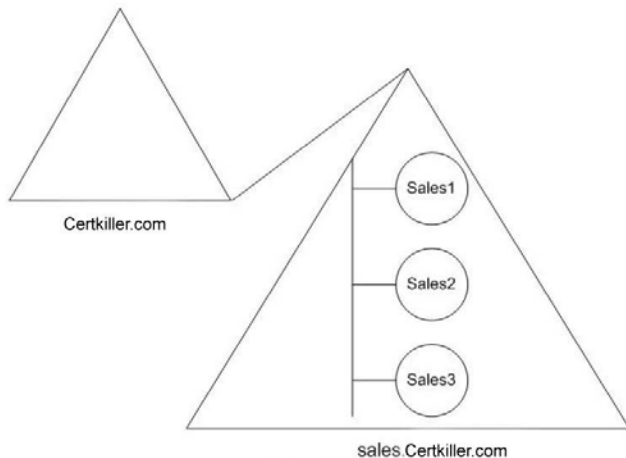
Incorrect Answers:

- A: Blocking policy inheritance on the WebServers OU would block the LogonLocally policy which is applied at the Servers OU. The IPSecurity GPO would be blocked as it is configured with the Override option. We would not achieve the required result.
- B: We don't want the LogonLocally GPO to be applied to the WebServers OU. Linking it to the OU doesn't make any sense.
- D: In order to enable anonymous access we should allow the Guest account to logon on locally. Making the local Administrators and Users groups log on locally would not allow guests, and it would not allow anonymous access to the Web Servers.

---

## **QUESTION 42:**

You are the domain administrator of the sales. Certkiller .com domain for Certkiller . The relevant portion of the network is shown in the exhibit.



In the Certkiller .com domain a Group Policy object (GPO) named Deploy SalesApp1 is used to deploy a custom application named SalesApp1 to 10 Windows 2000 Professional computers in the Sales department.

You want to deploy SalesApp1 to Windows 2000 Professional computers in Sales1 OU by using Group Policy. What should you do?

- A. Enable the No Override option on the sales. Certkiller .com Default Domain Policy GPO.
- B. Enable the No Override option on the Certkiller .com Default Domain Policy GPO.
- C. On the Sales1 OU, configure Group Policies to block inheritance.
- D. In the sales. Certkiller .com domain, create a GPO that deploys SalesApp1. Link the GPO to the Sales1 OU.
- E. Ensure that the Certkiller .com domain administrator modifies the Deploy SalesApp1 GPO to enable the No Override option.

Answer: D

Explanation: First we create a Group Policy Object that deploys SalesApp1 application. Then we apply the GPO at the appropriate level. We only want to install the application on computers contained in the Sales1 OU so we should apply the GPO to this OU.

Incorrect Answers

- A: We don't the application to be installed on all computers in the sales. Certkiller .com domain.
- B: We want to deploy the application in the sales. Certkiller .com domain, not in the Certkiller .com domain..
- C The GPO should be applied to the OU. We don't need to reconfigure the OU.
- E: We must apply the GPO at the appropriate level. There is no need to configure the GPO with the No Override option.

---

### **QUESTION 43:**

You are the network administrator for Certkiller . The network consists of a single Windows 2000 Active Directory domain with an organizational unit (OU) named Servers. The Servers OU for now only contains two Windows 2000 Server computers named Certkiller 1 and Certkiller 2.

A user reports that it takes too long time to access applications and files from Certkiller 1 and Certkiller 2. When troubleshooting this issue you discover that several unnecessary services running on Certkiller 1 and Certkiller 2 are causing the servers to perform slowly. You need to disable the unnecessary services on both servers.

Your solution must ensure that these services do not get enabled again. The solution must also affect all servers that are added to the Servers OU in the future.

What should you do?

- A. Use Computer Management to disable the services.
- B. Use Active Directory Sites and Services to disable the services.
- C. Create a Group Policy object (GPO) to disable the services at startup.  
Link the GPO to the Servers OU.
- D. Create a Group Policy object (GPO) to restrict the access that the System account has to the Services registry key.  
Link the GPO to the Servers OU.

Answer: C

Explanation: We must configure a GPO to disable the services at startup. We then link it to the Servers OU. This will ensure that all current and future servers added to this OU would receive the settings of the GPO.

Incorrect Answers

A, B: Computer Management or Active Directory Sites and Services can be used to disable services. However, it can only be used to disable services on existing computers.

D: The GPO is misconfigured. We need to disable services.

---

#### **QUESTION 44:**

You are a network administrator for Certkiller . The network consists of a single Windows 2000 Domain. All servers run Windows 2000 Server and all client computers run Windows 2000 Professional.

You have discovered that files located in shared folders on a server named ServerA are being deleted and you must continually be restored from backup.

The manager for the Sales department requires that you find and stop whoever is deleting these files. You plan to configure the local security policy on ServerA to find out who is deleting the files. You enable auditing on the affected files and folders for all users in the domain.

Which audit policy or security policy should you enable on ServerA?

- A. Audit Access of Global System Objects security policy.
- B. Account Logon Events-Success audit policy.
- C. Logon Events-Success audit policy.
- D. Object Access-Success audit policy.
- E. Privilege Use-Success audit policy.

Answer: D

**Explanation:**

By auditing Object Access we will be able to track user access to network objects. These include access to files, folders, and printers. Furthermore, we want to track the user or users that are deleting the shared files. As the user or users are able to delete the files, they are gaining access to the shared files and folders. We should therefore audit for success since we want to find out who is successfully deleting the files.

**Incorrect Answers:**

A: In this scenario we must use an audit policy, not a security policy, as we want to audit events.

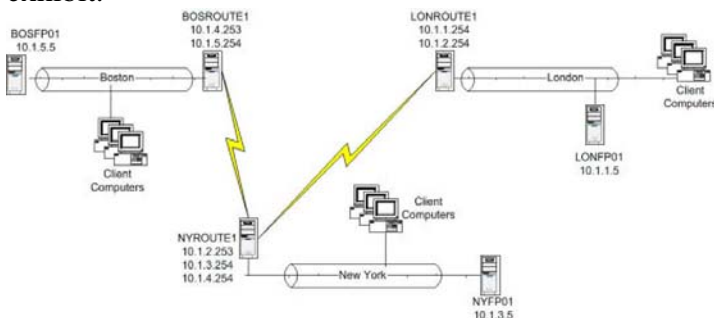
B: When we audit Account Logon Events, Windows 2000 logs or records information when a domain controller received a request to validate a user account. However, in this scenario we want to audit files that are being deleted. As files are network objects, we should audit Object Access instead.

C: When we audit Logon Events, Windows 2000 logs or records information related to when a user logs on or logs off the domain. In this scenario, however, we are not interested in this kind of information. Instead we are interested in information pertaining to the deleting of shared files. As files are network objects, we should audit Object Access.

E: When we audit Privilege Use, Windows 2000 logs or records information related to the use of privilege a right. We are however not interested in this type of information. Furthermore, the deleting files is not a privileged right. It is an object access event. We should therefore audit Object Access.

**QUESTION 45:**

You are a network administrator for Certkiller . The network is configured as shown in the exhibit.



You receive reports from users in the London office that they cannot connect to BOSFP01. To start the troubleshooting you run the ping 10.1.4.253 command on NYROUTE1 and receive a reply. Next you run the tracert command on a client computer in the London office. The results are shown in the Tracert exhibit.

Tracing route to 10.1.5.5 over a maximum of 30 hops

```

1  <10ms <10ms <10ms LONROUTE1 [10.1.1.254]
2  <10ms <10ms <10ms NYROUTE1 [10.1.2.253]
3  *      *      *      Request timed out
4  *      *      *      Request timed out

```

You need to ensure that users in the London office can connect to BOSFP01. What should you do?

A. On all client computers in the London office, run the following command:

route add 10.1.5.0 mask 255.255.255.0 10.1.1.254 -p

B. On NYROUTE1, run the following command:

route add 10.1.5.0 mask 255.255.255.0 10.1.4.253 -p

C. On LONROUTE1, run the following command:

route add 10.1.5.0 mask 255.255.255.0 10.1.2.253 -p

D. On BOSROUTE1, run the following command:

route add 10.1.1.0 mask 255.255.255.0 10.1.5.254 -p

Answer: B

Explanation: The Tracing route exhibit shows LONROUTE1 is trying to use NYROUTE1 to reach BOSROUTE1. Put the trace go no further than NYROUTE1. It is clear that routing stops at NYROUTE1. One possible solution is to add a static route on NYROUTE with the target of BOSROUTE1.

Note that the ping from NYROUTE1 to BOSROUTE1 only shows that BOSROUTE1 is up and running, not that the routing table on NYROUTE1 is correct.

Note: The route command with the -p switch adds a persistent route to the routing table.

Syntax: route -p add [network] mask [netmask] [gateway]

Incorrect Answers:

A: The problem is at NYROUT1 at the New York office, not at the London office.

C: The problem is the routing table on NYROUT1 at the New York office, not at LONROUTE1 at the London office.

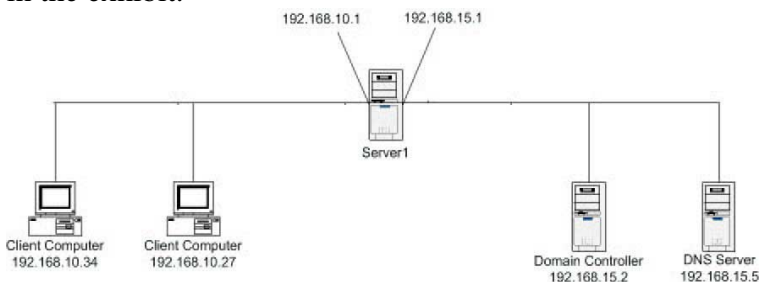
D: We must configure the source location, not the destination location BOSROUTE1 which is unreachable.

---

#### **QUESTION 46:**

You are a network administrator for Certkiller . Until quite recently, the network consisted of only one subnet. However, because of recent expansion, the network has been divided into two Class C subnets. All of the company's servers, the domain controller, and the DNS server are now on a second subnet.

A server named Server1 does all the routing between the two subnets. Server1 is equipped with two network interface cards (NICs). Because of the addition of the new subnet you configure all servers and client computers with appropriate new IP addresses, class C subnet masks, and default gateway addresses. The relevant portion of the network is shown in the exhibit.



You test the configuration from one of the client computers. You can ping other client computers and the nearside interface of Server1. However, you cannot ping any of the



other servers by IP addresses or host name.

You need to ensure that the client computers can connect to all of the servers. What should you do?

- A. Change the subnet mask on all computers to 255.255.255.128.
- B. Enable IP routing on Server1.
- C. Configure a DNS server address on each client computer and on each server.
- D. Configure the IP addresses to be the same on both interfaces on Server1.

Answer: B

Explanation: In order for the computers on the different subnets to be able to communicate, communication must be routed between the subnets. You can use a Windows 2000 server as a software router simply by enabling routing on it. This is not a name resolution problem since pinging the IP addresses doesn't work.

Incorrect Answers:

A: All computers have already been configured with appropriate Class C subnet mask (255.255.255.0). There is no need to change the subnet mask.

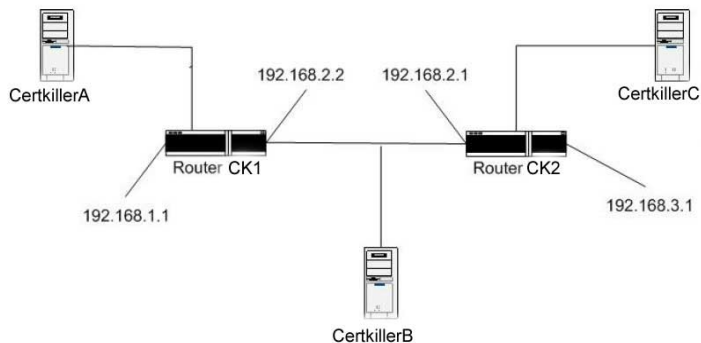
C: This is not a name resolution problem since pinging with IP addresses doesn't work. No data would be passed between the subnets until routing is enabled on the server.

D: All network devices, including LAN interface, must use unique IP addresses. We cannot use the same IP address on the different interfaces.

---

### **QUESTION 47:**

You are the network administrator for Certkiller . The network is divided into three Class C subnets. The network consists of three Windows 2000 Server computers, and two routers. The relevant portion of the network configuration is shown in the exhibit.



You get reports from users on the 192.168.3.0/24 segment report that they cannot access resources on Certkiller

A. You verify that Certkiller A and Certkiller B can connect to each other. You run the tracert Certkiller Acommand on Certkiller C and receive the following output.

Tracing route to 192.168.1.5 over a maximum of 30 hops  
0 servers. Certkiller .com [192.168.3.5]

1 intra2b.backbone. Certkiller .com [192.168.3.1]  
2 intra2e.backbone. Certkiller .com [192.168.2.1]  
3 \* \* \*

You need to ensure that users on all three segments can access resources on Certkiller A.  
What should you do?

- A. Ensure that a router administrator corrects the routing tables on Router CK1 .
- B. Ensure that a router administrator corrects the routing tables on Router CK2 .
- C. Correct the routing tables on Certkiller A.
- D. Correct the routing tables on Certkiller B.
- E. Correct the routing tables on Certkiller C.

Answer: B

Explanation: The output of the trace command indicates that Certkiller C is able to reach the internal interface of CK2 (192.168.3.1), the external interface of CK2 (192.168.2.1), but it not able to reach any further destination. This indicates that the routing table on CK2 contains an incorrect entry.

Incorrect Answers

A: Certkiller A and Certkiller B are able to communicate so the routing table of CK1 seems to be in order.

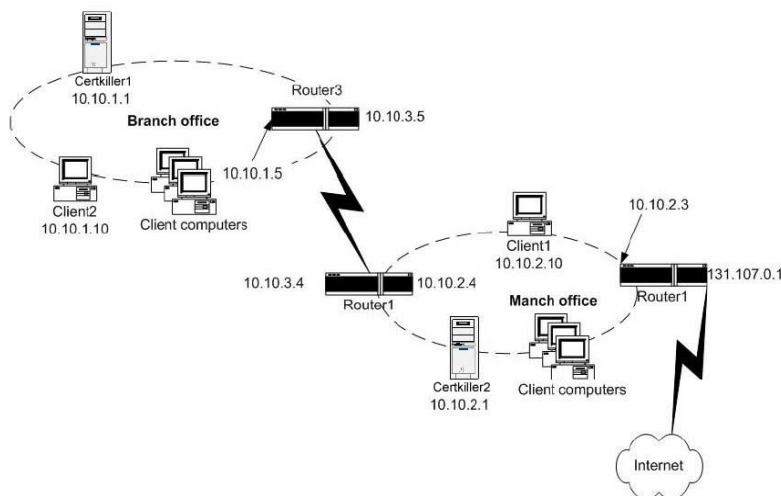
C, D: Certkiller A and Certkiller B are able to communicate so their routing tables are correct. Furthermore, Certkiller C would not be affected by the routing table entries on non-routers computers.

E: Certkiller C has a correct routing table since it is able to reach the default gateway, the internal interface of CK2 .

---

### **QUESTION 48:**

You administer the network in one of Certkiller 's branch office. The Certkiller 's network is configured as shown in the exhibit.



Users in the branch office tell you that they are unable to access the Internet. The users in

the branch office does not experience any problems with accessing the files in their home folders, which are located on Certkiller 1.

You need to find out which network device is preventing the client computers in the branch office from accessing the Internet. What should you do to troubleshoot this issue?

- A. Run the ping 10.10.1.1 command from a client computer in the branch office.
- B. Run the pathping 10.10.2.1 command from a client computer in the branch office.
- C. Run the tracert 131.107.0.1 command from a client computer in the branch office.
- D. Run the tracert 10.10.1.5 command from a client computer in the branch office.

Answer: C

Explanation: A tracert to the external interface of Router2 would test internet to Internet. We would receive where in the path to 131.107.0.1 the trace fails.

Incorrect Answers

A: Pinging Certkiller 1 would not achieve much. We are already able to access folders on Certkiller 1.

B: Testing connectivity to Certkiller 2 would only test Router 3 and Router1. It would not test Router2.

D: Testing connectivity to the internal interface of the local router would not test Internet connectivity.

---

#### **QUESTION 49:**

You are the network administrator for Certkiller . The network is divided into 18 network segments that are connected to each others by routers. The network contains 500 Windows 2000 Professional computers and 10 Windows 2000 Server computers.

A user named Maria reports that she cannot access any resources on a server named Certkiller 1.

Certkiller 1 does not exists in the same network segment as Maria's computer. You investigate and find out that none of the client computers on Maria's segment can connect to any of the computers on Certkiller 1's segment.

You need to correct the problem. What should you do?

- A. On Certkiller 1, use the route command to add a route to Maria's computer-
- B. On Maria's computer, use the arp command to add Certkiller 1's IP address and physical Ethernet address.
- C. On Maria's computer run the tracert Certkiller 1 command.  
Ensure that the last network component listed in the tracert output is correctly configured.
- D. On Certkiller 1, run the pathping command and include the name of Maria's computer.  
Ensure that the first network component listed in the pathping output is correctly configured.

Answer: C

Explanation:

We should trace the route from the local network to the remote network and see how far

the tracing is successful.

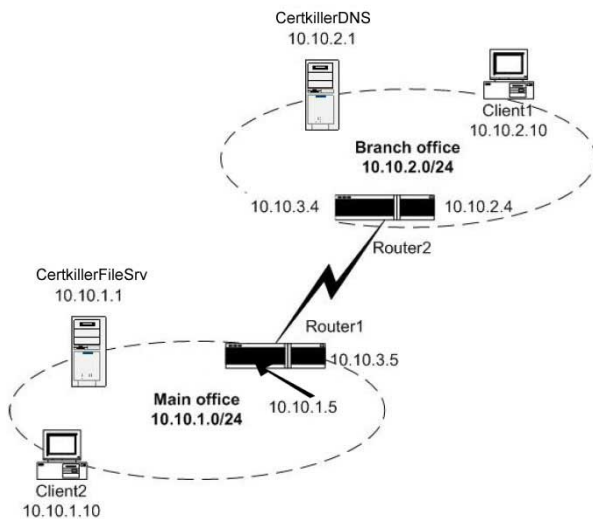
Incorrect Answers

A, D: We are fixing a connectivity problem from the local network to Certkiller 1, not the other way around.

B: The arp command is not useful to troubleshoot a remote connectivity problem.

### QUESTION 50:

You are the system administrator for Certkiller 's network. The network consists of a single Windows 2000 Active Directory domain named Certkiller .com. A Windows 2000 Server computer named Certkiller 2 runs the DNS Server service and contains an Active Directory integrated zone for the Certkiller .com domain. The relevant portion of the network is shown in the exhibit.



A user on the Client1 computer uses to connect to Certkiller 2 in order to obtain her data files. The IP address of Certkiller 2 is changed to 10.10.1.20 over a night and after the change, the user reports that Client1 cannot connect to Certkiller 2.

You verify that Client1 can connect to Certkiller 1 and that Client2 can connect to both Certkiller 1 and Certkiller 2. You run the `ipconfig /all` command on Client1 and receive the following output:

Host Name Client1

Primary DNS suffix Certkiller .com

Physical address 01-40-AB-9A-82-40

DHCP Enabled No

IP Address 10.10.2.10

Subnet Mask 255.255.255.0

Default Gateway 10.10.2.4

DNS Servers 10.10.1.1

You attempt to ping Certkiller 2. Certkiller .com from Client1. You receive the following error message:

"Request timed out."

You need to ensure that Client1 can connect to both Certkiller 1 and Certkiller 2. What should you do?

- A. Change the Client1's default gateway to 10.10.3.4.
- B. Run the ipconfig /flushdns command on Client1.
- C. Run the arp command on Client1 to delete the host entry for Certkiller 2.
- D. Run the route command on Certkiller 2 to add a route to Client1.

Answer: B

Explanation: The IP address of Certkiller 2 has changed. Client1 most likely has an old entry in the local DNS resolver cache which maps Certkiller 2 to the old IP address. The ipconfig /flushdns command removes all entries from the DNS name cache and resolves the problem.

Note: The ipconfig/all output shows an incorrect DNS server setting of 10.1.1.1.

Incorrect Answers

A: The default gateway is already correctly configured to the internal interface of Router2, 10.10.2.4. We should not use the external interface of Router2, 10.10.3.4, as a default gateway.

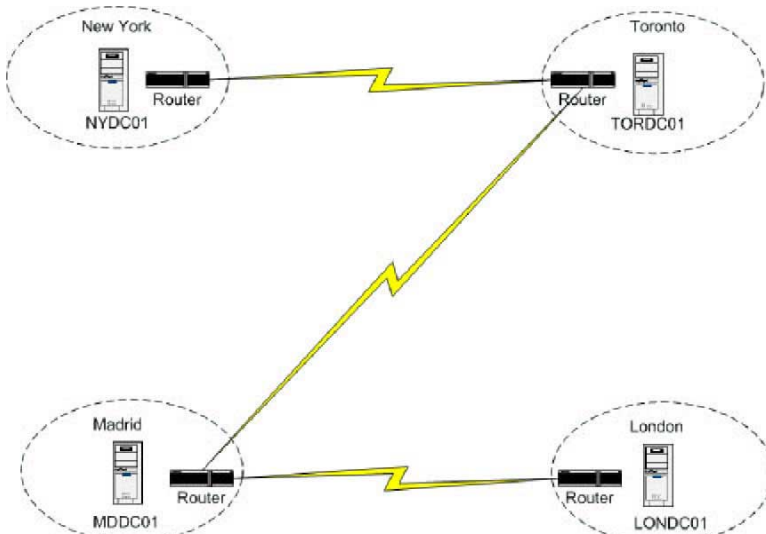
C: The arp.exe utility can be used to manipulate the contents of the ARP cache.

D: Client1 can not access Certkiller 1, not the other way around. Furthermore, no further route is required, the default gateway is enough.

---

### **QUESTION 51:**

You are a network administrator for Certkiller . The relevant portion of the network is configured as shown in the exhibit.



You discover that connectivity from the New York office to the London office is inconsistent. You need to find out where the network packets are being dropped and what percentage of packets is being dropped.

What should you do?

- A. On NYDC01, run the tracert LONDCO01 command. View the results and find out where the results time out.
- B. On LONDC01, run the tracert NYDCO01 command. View the results and find out where the results time out.
- C. On NYDC01, run the ping LONDC01 command. View the results.
- D. On LONDC01, run the ping NYDC01 command. View the results.
- E. On NYDC01, run the pathping LONDC01 command. View the results.
- F. On TORDC01, run the pathping LONDC01 command. View the results.

Answer: E

Explanation:

We must troubleshoot the connection from New York to London. We should issue any troubleshooting from source location New York.

The pathping combines features of the ping and tracert commands to identify which routers are on the path. It also provides additional information that neither of those commands provides. It sends pings periodically to all of the routers over a given time period, and computes statistics based on the number returned from each. Since pathping shows the degree of packet loss at any given router or link, you can determine which routers or links might be causing network problems.

Incorrect Answers:

A: Tracert doesn't provide as much useful information as pathping.

B: Tracert doesn't provide as much useful information as pathping.

The command should be issued at New York not at London.

C: The ping command only provides a result of either success or failure (and ping time). It will not provide any information on where the problem is located.

D: The ping command only provides a result of either success or failure (and ping time). It will not provide any information on where the problem is located.

The command should be issued at New York not at London.

F: The command should be issued at New York not at Toronto.

---

## **QUESTION 52:**

You administer Certkiller 's network. The network is divided into 20 network segments, which are connected by routers. Each network segment populated with approximately 100 Windows 2000 Professional computers. Segment1 also contains a Windows 2000 Server computer named Certkiller 1.

Five users report slow response times when they try to access resources on Certkiller 1. All these users are found on different network segments. However, five users on five other segments report no difficulty when they access resources on Certkiller 1.

You report the problem to a senior network administrator. The senior administrator instructs you to find out which network segments are exhibiting slow response times.

What should you do?

A. On Certkiller 1 , run the route command.

Record the output for the senior administrator.

- B. On Certkiller 1 , run the tracert Certkiller 1 command.  
Record the output for the senior administrator.
- C. On each network segment, select a client computer.  
On that computer, run the pathping Certkiller 1 command.  
Record the output for the senior administrator.
- D. On each network segment, select a client computer.  
On that computer, run the ipconfig command.  
Record the output for the senior administrator.

Answer: C

Explanation: PathPing is a tool that detects packet loss over multiple-hop trips. By collecting and analyzing the output of the pathping Certkiller 1 command from each remote network the network segments with slow response times will be detected.

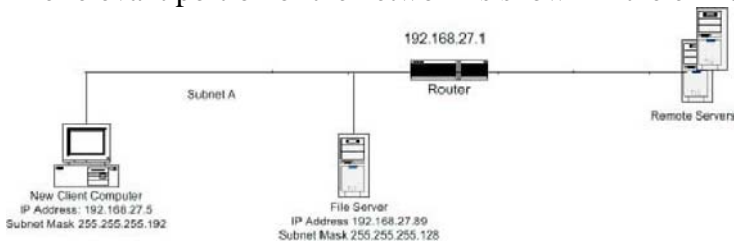
Incorrect Answers

- A: The route command displays entries in the routing table. This information cannot directly be used to evaluate network performance.
- B: Tracert could be an useful aid in this scenario. However, testing the route on Certkiller 1 to itself serves no purpose.
- D: The ipconfig command only displays ip configuration. It cannot directly be used to evaluate network performance.

---

### **QUESTION 53:**

You are a network administrator for Certkiller . You have implemented the use of static IP addresses on all servers and client computers. A new client computer is added to the subnet A of the network. Your senior network administrator informs you that the new client computer is incorrectly configured. The relevant portion of the network is shown in the exhibit.



You need to configure the client computer so that it can connect to all local and remote computers. What should you do?

- A. Modify the IP address of the client computer so it is the same as the IP address of the file server.
- B. Modify the IP address of the client computer so it is the same as the IP address of the router.
- C. Modify the subnet mask of the client computer so it is the same as the subnet mask of the file server.
- D. Modify the subnet mask of the file server so it is the same as the subnet mask of the client computer.



Answer: C

Explanation: In order to be able to communicate with other computers using the TCP/IP protocol a computer must have a unique address and an appropriate subnet mask. The new client must be given an IP address in the same subnet as the other clients on subnet. By studying the exhibit we see that this is the case. The subnet mask of the new client is not correct however. It must be configured with the same subnet mask as the file server.

Note: In order for the new client to connect to the remote servers the default gateway setting must be set to the IP address of the Router.

Incorrect Answers:

A: All computers using the TCP/IP protocol must use a unique IP address. The new client cannot be configured with the same IP address as the File server.

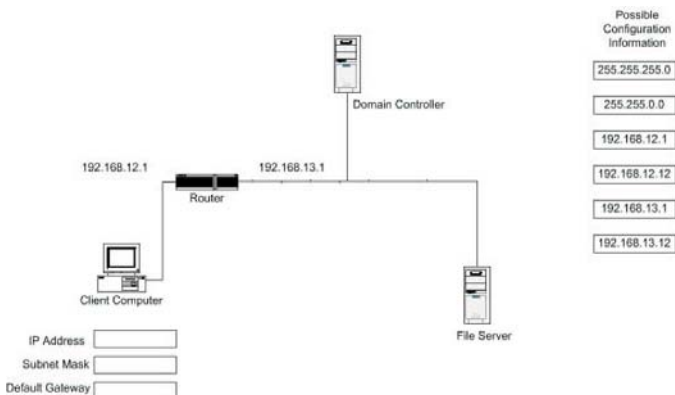
B: All computers using the TCP/IP protocol must use a unique IP address. The new client cannot be configured with the same IP address as the router.

D: Changing the subnet mask of the file server to the same subnet mask as the new client would allow these two computers to communicate. However, they would not be able to communicate with other computers on the local subnet or with clients on the remote subnet.

## QUESTION 54:

### DRAG DROP

You administer the network at one of Certkiller 's branch offices. The network that falls under your responsibility consists of two subnets. You have separated the client computers and servers in the two subnets. You are using standard, class C subnet mask on the subnets. The relevant portion of the network is shown in the exhibit.



You need to configure the client computer so that it can connect to the file server and the domain controller on the network. How should you configure the computer?

To answer click the select and place button, and then drag the appropriate configuration information to the client computer

Answer:

IP Address

Subnet Mask

Default Gateway

**Explanation:**

**Subnet mask:** A classful subnet mask uses a subnet mask in one of the address classes A, B, or C. The IP address of the local interface of the Router is 192.168.12.1. This IP address belongs to a Class C network. Class C networks use a default subnet mask of 255.255.255.0 and have 192-223 as their first octet.

**IP address:** The IP address must be included in the same subnet as the local IP address of the router (192.168.12.1) so it must have the pattern 192.168.12.xx (the subnet mask is 255.255.255.0). The only available choice is 192.168.12.12 since we cannot choose the same address as the router.

**Default gateway:** The default gateway must be set to the IP address of the local router interface which is 192.168.12.1.

**Incorrect Answers:**

The subnet mask 255.255.0.0 is used for Class B networks. The first octet of an IP address in a class B network must be in the 128-191 range.

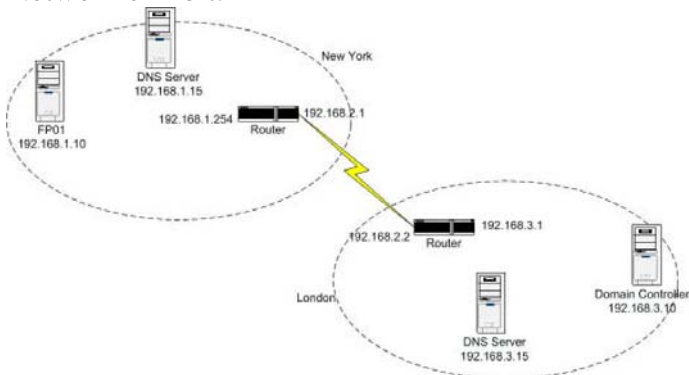
The IP address 192.168.12.1 cannot be used since all computers must have a unique IP address and the router is already using the 192.168.12.1 address.

The IP addresses 192.168.13.1 and 192.168.13.12 cannot be used since they belong to another subnet than the router.

---

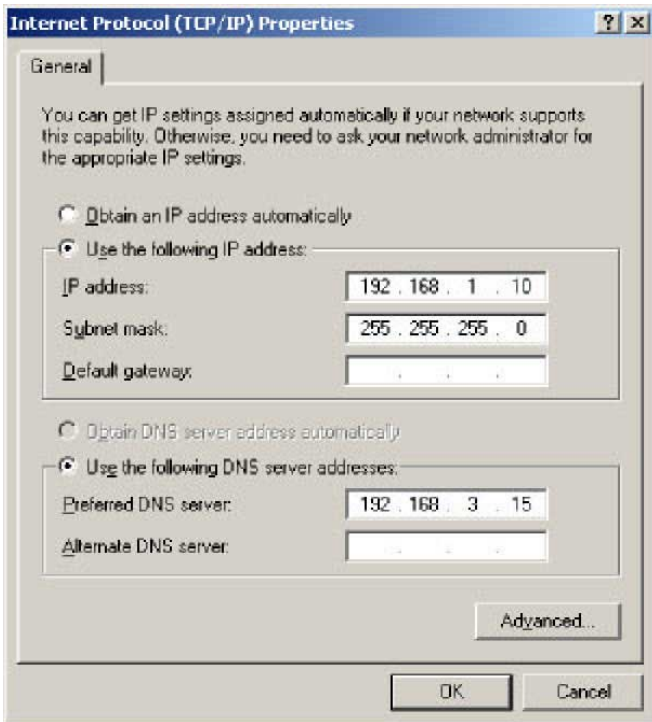
**QUESTION 55:**

You are a network administrator for Certkiller . The network is configured as shown in the Network exhibit.



Under routine maintenance you look through the system log of FP01 and notice a large number of identical warning messages that state the following: "The redirector was unable to initialize security context or query context attributes."

The IP properties for FP01 are shown in the IP Properties exhibit.



You need to prevent these warning message form occurring. What should you do?

- A. Configure the default gateway for FP01 to 192.168.1.254
- B. Configure the default gateway for FP01 to 192.168.2.1
- C. Configure the primary DNS server for FP01 to 192.168.1.15
- D. Configure the primary DNS server for FP01 to 192.168.3.15

Answer: A

Explanation:

The error message indicates a security problem. FP01 cannot connect to a Domain Controller. FP01 is not able to communicate with the domain controller (or the remote DNS server), which is located in the remote network in London.

In order for computers to access resources outside their local segment the Default Gateway setting must be configured. The Default Gateway IP address should be set the IP address of the local interface of the router; in this scenario it should be set to 192.168.1.254

Incorrect answers:

B: The IP address 192.168.2.1 corresponds to the external interface on the Router. The IP address of the local interface on the Router, 192.168.1.254, must be used.

C: Changing the preferred DNS server to 192.168.1.15 would not be a bad idea. It is better to use the local DNS server instead of the remote DNS server, but the default gateway should still be configured.

D: The preferred, or primary, DNS server is already configured to be 192.168.3.15

---

### QUESTION 56:

You are the responsible administrator of an organizational unit (OU) named Finance. The

Finance OU is in the main. Certkiller .com Windows 2000 Active Directory domain. The Certkiller 's network consists of another Windows 2000 Active Directory domain. The DNS Server service is run on a Windows 2000 Server computer named ServerA. ServerA contains Active Directory integrated zones for both Certkiller .com and main. Certkiller .com.

A Windows 2000 Professional computer named Client1 must be moved from the Certkiller .com domain to the Finance OU in the main. Certkiller .com domain. The domain administrator of Certkiller .com moves Client1 from Certkiller .com to a workgroup named Temp.

You join Client1 to the main. Certkiller .com domain. You move Client1 into the Finance OU. You discover that you cannot resolve Client1 by using Client1's fully qualified domain name (FQDN) when you run the ping command. You can resolve other client computers in the main. Certkiller .com domain by using a FQDN when you run the ping command. You need to be able to resolve Client1 by using the FQDN. What should you do?

- A. Run the ipconfig /registerdns command on Client1.
- B. Run the ipconfig /flushdns command on Client1.
- C. Ask the DNS administrator to configure the DNS server to require secure dynamic updates.
- D. Ask the DNS administrator to configure main. Certkiller .com on ServerA as a standard primary zone.

Answer: A

Explanation: The problem is that DNS zone does not contain an entry for Client1 in main. Certkiller .com zone. This is due to the fact that Client1 has an old entry in the Certkiller .com zone. We can force Client1 to register itself in the proper DNS zone, it has already joined the main. Certkiller .com domain, by using the ipconfig/registerdns command.

Incorrect Answers

B: The problem is not that Client1 has an incorrect DNS entry in the local DNS resolver cache

Note: ipconfig/flushdns is used to flush the local DNS resolver cache on a client.

C: Secure dynamic updates are used to protect the DNS records of the zone. It would not be helpful to solve this problem however.

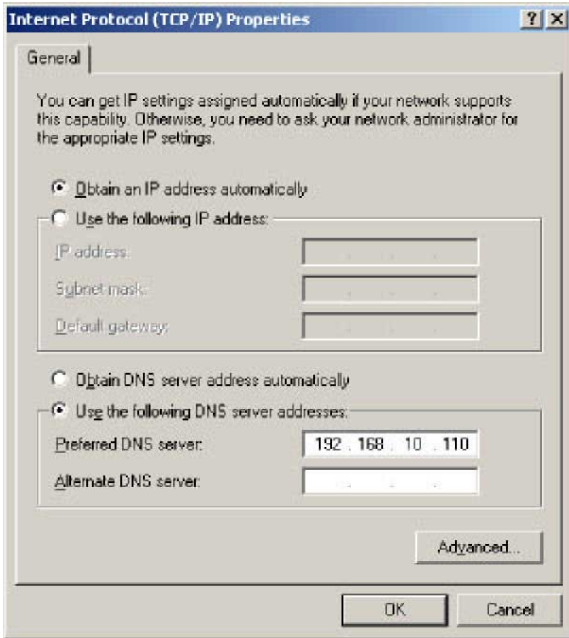
D: The main. Certkiller .com zone is working for all other clients in the zone. There is no need to reconfigure it. Furthermore, in most cases an Active Directory integrated zone is preferred to a primary zone.

---

### **QUESTION 57:**

You are a network administrator for Certkiller . The network consists of a single subnet with a DNS server, a DHCP server, and a Windows 2000 Domain controller. You do not have permissions on the DHCP server.

A new client computer is added to the network for a new employee named Andrea. When Andrea attempts to connect to the domain controller by using the domain controller's host name the receives the following error messages;"The network path wasnot found" the TCP/IP configuration settings are shown in the exhibit.



You need to configure the new client computer so that Andrea can connect to network resources by using host names. You need to configure the computer with the least amount of administrative effort.

What should you do?

- A. In the client computer's Lmhosts file, add an entry for each server.
- B. Configure the client computer to obtain the DNS server address automatically.
- C. Install the Simple TCP/IP services on the client computer.
- D. Configure static IP settings on the client computer.

Answer: B

Explanation: We just have to configure the new client to obtain DNS server address automatically. The DHCP server will provide the correct DNS server address next time the client is restarted or the command IPCONFIG /RENEW is run.

Incorrect answers:

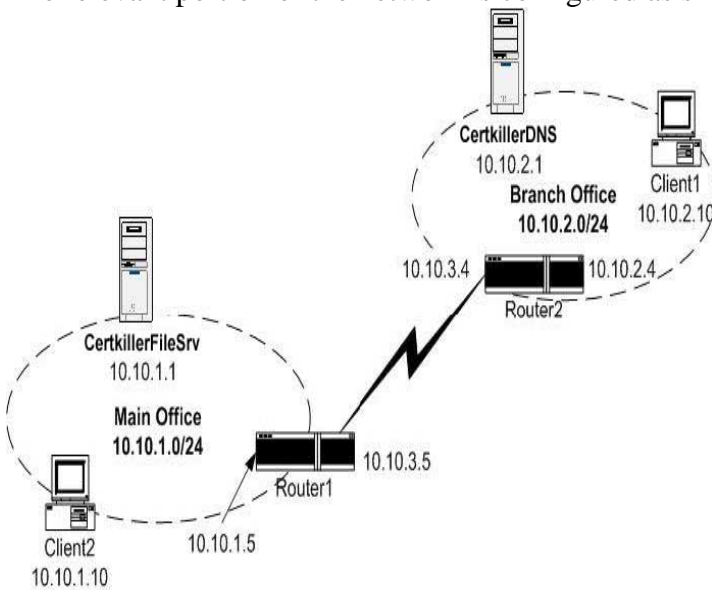
- A: Lmhosts files are used for NetBIOS, not host name, to IP address resolution. It would be awkward to add entries for all computers that have shared resources.
- C: Simple TCP/IP services includes Quote of the Day, Echo, Echo and Character Generator. Neither of these services would help resolving host names.
- D: Andrea already got a dynamic IP address configured for the network, assuming the DHCP is up and running. Configuring a static IP address would not help Andrea.

---

### QUESTION 58:

You are the system administrator Certkiller 's branch office. The company's network consists of a Windows 2000 Active Directory domain named Certkiller .com. The network also contains a Windows 2000 Server computer named Certkiller DNS that runs the DNS Server service and contains an Active Directory integrated zone for Certkiller .com domain.

The relevant portion of the network is configured as shown in the exhibit.



A user reports that he is unable to connect to resources on Certkiller Filesrv from Client1. You verify that Client1 is able to connect to Certkiller DNS and that Client2 can connect to both Certkiller DNS and Certkiller FileSrv. You run `ipconfig /all` command on Client1 and receive the following output.

Host name Client1  
Primary DNS suffix Certkiller .com  
Physical address 01-40-AB-9A-82-40  
DHCP Enabled No  
IP Address 10.10.2.10  
Subnet Mask 255.255.0.0  
Default Gateway 10.10.2.4  
DNS Servers 10.10.2.1

You need to ensure that client1 can connect to both Certkiller DNS and Certkiller FileSrv. What should you do?

- A. Change Client1's IP address to 10.10.3.10.
- B. Change Client1's DNS server to 10.10.2.1.
- C. Change Client1's default gateway to 10.10.3.4.
- D. Change Client1's subnet mask to 255.255.255.0.

Answer: D

Explanation: The branch office subnet uses a 24 bit subnet mask, but Client use a 16-bit network mask. We must change the subnet mask of Client1.

Incorrect Answers

- A: Client1 already have a correct IP address in the 10.10.2.0/24 Branch office network. Furthermore, the address 10.10.3.10 is outside that Network and would not work.
- B: The DNS Server address is already set to 10.10.2.1.
- C: The default gateway address of Client1 is already set correctly to the internal interface of the Router2: 10.10.2.4. We should not set to the IP address of the external interface of the router.

---

**QUESTION 59:**

You are the network administrator for Certkiller . Certkiller 's network is divided into two network segments connected by a router. Segment1 contains 50 Windows 2000 Professional computers and a Windows 2000 Server computer named Certkiller Srv. Segment2 contains 100 Windows 2000 Professional computers.

During a power outage the network adapter in Certkiller Srv fails, and you have to replace it. Shortly after this you receive reports from a user named Marc, that he cannot access resources on Certkiller Srv from his client computer that is located on Segment1. However, Marc can still access all other network resources. All other users can access resources on Certkiller Srv.

You try to ping Certkiller Srv's address from Marc's computer. You receive the following error message:

"Request timed out."

You need to ensure that Marc can access resources on Certkiller Srv. What should you do?

- A. On Certkiller Srv, run the `ipconfig /renew` command.
- B. On Marc's computer, run the `ipconfig /flushdns` command.
- C. On Certkiller Srv, use the `route` command to add a route to Marc's computer.
- D. On Marc's computer, use the `arp` command to delete the host entry for Certkiller Srv.

Answer: D

Explanation: When the NIC changed, the MAC address also changed. If Marc had accessed Certkiller Srv within 10 minutes of the NIC swapout, then his ARP cache will have the "old" MAC address to IP address mapping for Certkiller Srv. Even though Marc is using a Layer 7 application (PING), his computer will still look for a MAC address to send the packet to based on the IP address provided. If the MAC address changed, as in this example, then it's conceivable that Marc will no longer be able to PING the address because his arp cache will reflect the correct IP address but an incorrect MAC address. So, if Marc were to flush the arp cache or delete the entry for the IP address of Certkiller Srv, then his machine will discover the correct MAC address for the given IP address (or name).

As to why the others are not affected, there are two possibilities: 1) the users are newly accessing CertKillersrv and therefor are newly acquiring the IP address and MAC address;2)the arp cache has timed out and the MAC address and IP address have been automatically erased. Therefore the users will create a new ARP entry for Certkiller Srv.

---

**QUESTION 60:**

You administer Certkiller 's Active Directory domain. You have recently installed a Windows 2000 Server computer named ServerA, that is a member server in the domain. ServerA will be used as a DHCP server for Certkiller so you install the DHCP Server service on Server

- A. When you restart serverA, the DHCP service does not start. You want



to enable ServerA to start the DHCP service.  
What should you do?

- A. Configure the DHCP service to use a Domain Administrator account to log on to the domain.
- B. Configure the DHCP service to use an Enterprise Administrator account to log on to the domain.
- C. Ask a member of the Enterprise Admins group to authorize ServerA as a DHCP server.
- D. Ask a member of the local Administrators group to authorize ServerA as a DHCP server.

Answer: C

Explanation: The DHCP server must be authorized in the Active Directory. Only Enterprise Administrators have permission to authorize servers.

Note: The DHCP server typically runs with the Local System Account.

Incorrect answers:

A: The DHCP server should not be run with the Domain Administrator account.  
The DHCP server must be authorized.

B: The DHCP server should not be run with the Enterprise Administrator account.  
The DHCP server must be authorized.

D: A local administrator would not be able to authorize the DHCP server.

---

### **QUESTION 61:**

You are a network administrator for Certkiller . The network consists of a single network subnet. The DNS Server service is run by a Windows 2000 Server computer named server

A. All client computers run Windows 2000 Professional. The client computers are configured with static IP addresses and use ServerA for DNS name resolution.

Another administrator, named Peter, have installed Windows 2000 Server on a new computer named ServerB. ServerB is configured to run the DHCP Server service and the DNS Server service. Peter configures the DHCP server to issue dynamic IP addresses to client computers. He also configured the DHCP server to configure client computers to use ServerB for DNS name resolution.

You reconfigure all client computers to use DHCP to obtain IP addressing information, and you uninstall the DNS server service from ServerA.

All users now report that they cannot access any network resources by name. You need to ensure that users can access network resources by name.

What should you do?

- A. Configure the DNS server on ServerB to include a static A (host) record that contains the name and IP address of ServerA.
- B. Run the ipconfig/registerdns command on each client computer.
- C. Delete the Hosts file on each client computer.
- D. Reconfigure each client computer to remove ServerA's IP address from the list of DNS servers and to obtain a list of DNS servers automatically.

Answer: D

Explanation: On the clients we have changed the TCP/IP configuration so that the IP address and network mask are to be received dynamically instead of a static configuration as earlier. We must also change TCP/IP configuration on the clients to Obtain DNS server address automatically. The clients are still configured to use the old DNS server at ServerA.

Incorrect answers:

A: There would be no point in adding a host record for the ServerA at the DNS serverB. The DNS service has been uninstalled on ServerA.

B: The clients are still configured to use, the now nonexistent, DNS Server

A. The clients would

try register at ServerA when they run the ipconfig/registerdns command.

C: Deleting the hosts file, which doesn't seem to be used, would not change the basic problem: the clients must be configured to use ServerB as DNS server.

---

### **QUESTION 62:**

You are the responsible network administrator for Certkiller 's all 10 branch offices. The branch offices normally contains four Windows 2000 Professional computers, and each computer has a modem, a telephone line, and a dial-up connection to the network at the Certkiller 's main office.

Each branch office also has a small network, to which the client computers in that office are connected. The computers are configured to use static IP addresses and users within each branch office frequently connect to each other's computers to share file and printers. You are assigned the task to reduce the number of telephone lines that are used by computers at branch offices so that each branch office uses only one telephone line to connect to the main office.

For each branch office, you delete the dial-up connections on three computers. On the fourth computer, you enable Internet Connection Sharing and select the option to enable demand dialing.

Users in the branch offices immediately report that they cannot connect to any resources at the main office. They are also unable to connect to the computers in their offices that have the dial-up connection. Each computer that has the dial-up connection is able to connect to resources at the main office.

You need to ensure that all branch office computers can connect to resources at the main office, and that they can connect to other computers in the same branch office. What should you do in each branch office?

A. Disable demand dialing on the shared dial-up connection.

B. Configure each branch office computer to use DHCP to obtain IP addressing information.

C. Install Windows 2000 Server on each computer that has the shared dial-up connection.

D. On each computer, create a Hosts file that includes the IP address of the computer that has the shared dial-up connection.

Answer: B

Explanation: The ICS service includes a mini-DHCP server. This will provide the computers in the LAN appropriate IP configuration. Static IP configuration cannot be used by ICS clients.

Reference: Microsoft Knowledge Base Article - Q234815, Description of Internet Connection Sharing

Incorrect Answers

A: Demand dialing is not the cause of this problem. Furthermore, demand dialing would be the most practical solution, or else all internet connectivity would have to be initiated from the ICS computer.

C: ICS can very well be run on a Windows 2000 Professional computer. Windows 2000 Server is not required.

D: There is no requirement to use any host name resolution when ICS is used. IP address could very well be used.

---

**QUESTION 63:**

You are the system administrator for Certkiller 's network. The part of the network that you are responsible for contains two Windows 2000 Server computers named Certkiller 1 and Certkiller 2. Certkiller 1 runs the DHCP Server service and has an IP address of 192.168.10.5. Certkiller 2 is a file server and has an IP address of 192.168.20.6. Both servers are configured with a standard class B subnet mask.

You install and configure two Windows 2000 Professional client computers named Client1 and Client2. These new computers are configured as DHCP clients. The users of Client1 and Client2 report that they cannot connect to Certkiller 2. However, Client1 and Client2 are able to connect to each other. All other DHCP-enabled client computers on the network can connect to Certkiller 2, but they cannot connect to Client1 or Client2.

You need to ensure that Client1 and Client2 can connect to Certkiller 2. What should you do?

A. Run the `ipconfig /registerdns` command on Client1 and Client2.

B. Ask a domain administrator to bring Certkiller 1 back online.

C. Configure Certkiller 2 with a static IP address of 192.168.10.6 and a subnet mask 255.255.255.0.

D. Configure Client1 and Client2 with static IP addresses of 192.168.10.10 and 192.168.10.11, respectively. Configure Client1 and Client2 with a subnet mask of 255.255.255.0

Answer: B

Explanation: It seems that the Client1 and Client2 are not able to receive IP configuration from the DHCP server. Instead they use self-configured APIPA addresses. This enables them to communicate between themselves but not with other computers. One possible cause of the current problem is that the DHCP Server Certkiller 1 is offline. We should bring it online and the restart or refresh the IP configuration on Client1 and Client2.

Incorrect Answers

A: The ipconfig /registerdns command would only register the clients in the DNS zone. This would be helpful if other clients were to access Client1 or Client2. It has no relevance to the problem in this scenario, however.

C: Certkiller 2 has correct IP configuration. All clients, except Client1 and Client2, are able to connect to Certkiller 2.

D: The Classful Class B subnet mask is 255.255.0.0. We should not use a 255.255.255.0 on any computers in the network.

---

**QUESTION 64:**

You are a network administrator for Certkiller 's network that consists of multiple physical segments. The network contains two Windows 2000 Server computers named Certkiller SrvA and Certkiller SrvB, and several Windows 2000 Professional computers. Certkiller SrvA is configured with a single DHCP scope for the 10.250.100.0/24 network with an IP address range of 10.250.100.10 to 10.250.100.100

Several users on the network report that they cannot connect to file and print servers, but they can connect to each other's client computers. All other users on the network are able to connect to all network resources. You run the ipconfig.exe /all command on one of the affected client computers and observe the information in the following table:

<b>IP Address</b>	<b>10.250.100.150</b>
<b>Subnet Mask</b>	<b>255.255.255.0</b>
<b>Default Gateway</b>	<b>(blank)</b>
<b>DHCP Server</b>	CertkillerSrvB
<b>DNS Servers</b>	<b>(blank)</b>
<b>Primary WINS Server</b>	<b>(blank)</b>

You need to configure all affected client computers so that they can communicate with all other hosts on the network.

Which two actions should you take? (Each correct answer presents part of the solution. Choose two)

- A. Disable the DHCP service on Certkiller SrvB.
- B. Increase the IP address range for the 10.250.100.0/24 scope on Certkiller SrvA.
- C. Add global DHCP scope options to Certkiller SrvA for default gateway, DNS servers, and WINS servers.
- D. Delete all IP address reservation in the scope on Certkiller SrvA.
- E. Run the ipconfig.exe /renew command on all affected client computers.
- F. Run the ipconfig.exe /registerdns command on all affected client computers.

Answer: A, E

---

**QUESTION 65:**

You are the network administrator for Certkiller . Certkiller 's network contains Windows 2000 Professional and Windows 2000 Server computers. DNS, WINS, and DHCP services are provided by a server named Server

A. DHCP is configured to issue ServerA's IP address

for DNS and WINS name resolution. ServerA's DNS zone is configured to use DNS dynamic update protocol. All other computers on the network are configured to use DHCP to obtain IP addressing information.

Certkiller purchases another company and relocates the new employees to Certkiller's main office. All the new employees' computers have Windows 98 installed and are configured to use static IP addresses.

You need to ensure that the Windows 98 computers obtain dynamic IP addresses, and that they register themselves with ServerA by using DNS dynamic update protocol. Which two actions should you take? (Each correct answer presents part of the solution. (Choose two)

- A. Configure the Windows 98 client computers to use ServerA for DNS name resolution.
- B. Configure the Windows 98 client computers to use ServerA for WINS name resolution.
- C. Configure the Windows 98 client computers to use DHCP to obtain IP addressing information.
- D. Configure the DNS server service on ServerA to perform lookups by using WINS.
- E. Configure the DHCP service on ServerA to register clients by using DNS dynamic update protocol.

Answer: C, E

Explanation: We have downlevel Windows 98 clients that are not able to use DNS as the only way to resolve host names. However by integrating WINS and DNS they would be able to use host names to connect resources.

C: The Windows 98 clients are configured with static IP address configuration. We must change this configuration so that the clients use DHCP to obtain addressing information.

E: The downlevel Windows 98 clients don't handle the dynamic registration in DNS the same way as the Windows 2000 clients. In order to allow them to register dynamically we must:

1. Enable the DNS zone to allow dynamic updates. This has already been done in this scenario.
2. Configure the DHCP server to Enable updates for DNS clients that do not support dynamic updates. This setting is disabled by default and must be enabled to allow the Windows 98 clients to be registered in DNS dynamically.

Note: In a network with only Windows 2000 computers WINS would not be required.

Incorrect Answers:

A: Name resolution is not required in this scenario. We only want to be able to register the Windows 98 clients dynamically in the DNS zone.

B: Windows 98 computers are configured to be WINS clients by default. They do not have to be configured to be able to use the WINS server.

D: Integrating WINS and DNS is a good idea and would provide name resolution for the downlevel Windows 98 clients. However, the scenario only requires us to setup up dynamic registrations of the Windows 98 clients in DNS. Integrating DNS and WINS will not accomplish this.

---

## **QUESTION 66:**

You are a network administrator for Certkiller. The network consists of a single Windows 2000 Domain. The domain contains Windows 2000 Server computers, Windows 2000

Professional computers, and Windows NT workstation 4.0 computers. DNS, WINS, and DHCP server services are provided by two Windows 2000 DNS servers, two Windows 2000 WINS servers, and two Windows 2000 DHCP servers.

All of the servers have static IP addresses while all of the client computers use DHCP to obtain TCP/IP settings. All servers and client computers are configured as WINS clients. You want all client computers in the domain to be dynamically registered in DNS. What should you do?

- A. For all computers in the domain, manually configure DNS parameters and run the ipconfig/registerdns command.
- B. Configure an Active Directory integrated zone for the domain.
- C. Configure the DHCP servers to register DHCP clients in DNS.
- D. Configure the DNS zone for the domain to use WINS forward lookup, and ensure that the Do not replicate this record check box is cleared.

Answer: C

Explanation: We must enable dynamic registrations of all client computers in the domain. This can be done by configuring the DHCP server to automatically update client information in DNS both for Windows 2000 clients and for downlevel clients.

Steps:

1. Open the DHCP console.
2. Right-click on the DHCP server and choose Properties.
3. Select the DNS tab.
4. Select Automatically update DHCP client information in DNS.

This allows the DHCP server to register Windows 2000 computers in the DNS zone.

5. Select Enable updates for DNS clients that do not support dynamic updates.

This allows the DHCP server to register downlevel clients like Windows NT 4.0 in the DNS zone.

6. Click OK.

Incorrect Answers:

A: The ipconfig/registerdns command is used to manually force a refresh of the client name registration in DNS. This is a manual update not a dynamic update as was required.

B: An Active Directory Integrated zone is not required for dynamically registration of clients in DNS.

D: By configuring the DNS zone to use WINS forward lookup the DNS service would be able to use WINS servers to look up names not found in the DNS domain namespace by checking the NetBIOS namespace managed by WINS.

By clearing the Do not replicate this record the would prevent the records retrieved from WINS from being replicated other servers during zone transfers.

Neither of these two settings would enable clients to register dynamically in DNS.

---

### **QUESTION 67:**

You are the new trainee for Certkiller .com. All client computers on the network run Windows NT Workstation 4.0 with statically assigned IP addresses.

The new written company network policy requires that all client computers use dynamically assigned IP configurations. You are assigned the task to change all network computers from static IP configuration to dynamically assigned IP configuration. The network policy requires a Windows Server 2000 DHCP server to dynamically assign the addresses. You anticipate the possibility that some of the client computers in the company will be overlooked and will continue to use static IP configuration. If this occurs, you want to ensure that the DHCP server will not lease an address that is already statically configured on another computer.

You want to configure the DHCP servers to lease only IP addresses that are not already in use. Also, you do not want to increase network traffic any more than necessary, and you want to minimize the amount of time DHCP clients wait for an IP address lease.

What should you do?

- A. Configure the DHCP server Conflict detection attempts to 1.
- B. Configure the DHCP server Conflict detection attempts to 3.
- C. Configure client reservations for each client computer MAC address.
- D. Activate and reconcile the scopes.

Answer: A

Explanation: When conflict detection attempts are set, the DHCP server uses the Packet Internet Groper (ping) process to test available scope IP addresses before including these addresses in DHCP lease offers to clients.

A successful ping means the IP address is in use on the network.

Therefore, the DHCP server does not offer to lease the address to a client.

If the ping request fails and times out, the IP address is not in use on the network.

In this case, the DHCP server offers to lease the address to a client.

Each additional conflict detection attempt delays the DHCP server response by a second while waiting for the ping request to time out. This increases the load on the server.

A value of no greater than two (2) for ping attempts is recommended.

---

### **QUESTION 68:**

are a domain administrator for Certkiller . The network contains two TCP/IP subnets that are connected by a router and the router is configured to forward BOOTP packets. The two subnets contain a total of 180 Windows 2000 Professional computers.

DHCP Server services are provided by a Windows 2000 Server computer named ServerA, the DHCP scope on ServerA is shown in the following table.

Scope	IP address range
172.30.10.0/24	172.30.10.1 to 172.30.10.100
172.30.11.0/24	172.30.11.1 to 172.30.11.100

You are adding a new Windows 2000 Server computer named ServerB. You install the DHCP service on ServerB. You want ServerB to provide load balancing and redundancy for ServerA.



How should you configure DHCP on ServerB?

- A. Configure one scope with an IP address range of 172.30.10.1 to 172.30.10.100. Configure a second scope with an IP address range of 172.30.11.1 to 172.30.11.100.
- B. Configure one scope with an IP address range of 172.30.10.101 to 172.30.10.200. Configure a second scope with an IP address range of 172.30.11.101 to 172.30.11.200.
- C. Configure one scope with an IP address range of 172.30.10.1 to 172.30.10.200. Configure an IP address exclusion of 172.30.10.1 to 172.30.10.100.
- D. Configure one scope with an IP address range of 172.30.11.1 to 172.30.11.200. Configure an IP address exclusion of 172.30.11.1 to 172.30.11.100.

Answer: B

Explanation: For redundancy, two (or more) DHCP servers must split the DHCP scope into two non-overlapping IP address ranges. Typically they are split with the 75/25 rule (or 80/20 etc.) that specifies that the local DHCP server will use 75% of the DHCP scope and the remote DHCP server will use 25% of the DHCP scope. The other scope is split in the same fashion: the local DHCP server use 75% of the scope and the remote DHCP server use 25% of the scope. This provides redundancy and load balancing as required. In this scenario the solution would use a 50% split. This is not the optimal solution but it would provide redundancy and load balancing.

Incorrect Answers:

- A: Two DHCP servers leasing IP addresses in the same range must not have overlapping scopes. Server a already uses the 172.30.10.1 to 172.30.10.100 range so ServerB cannot lease IP addresses in this range.
- C: Redundancy and load balancing must be provided for both scopes. ServerB must be configured to lease address in the 172.30.11.0/24 scope as well.
- D: Redundancy and load balancing must be provided for both scopes. ServerB must be configured to lease address in the 172.30.10.0/24 scope as well.

---

### **QUESTION 69:**

You are a domain administrator for Certkiller . The network contains 75 Windows 2000 Server computers, 1,000 Windows 2000 Professional computers, and 50 UNIX client computers. The UNIX computers run applications with hard-coded IP addresses for each of the servers.

All of the Windows 2000 computers are configured to use DHCP for automatic configuration of TCP/IP settings.

Users of the UNIX client computers reports that on some days that cannot connect to various servers.

You want to ensure that users of the UNIX client computers can successfully connect to the servers. What should you do?

- A. Create a DHCP client reservation for each UNIX client computer.
- B. Create a DHCP client reservation for each server.

- C. Create a DHCP scope for the servers that specifies a six-month lease time-out.
- D. Create a DHCP scope for the servers that includes a vendor option for the UNIX client computers.

Answer: B

Explanation: The UNIX computers are not always able to connect to the servers. We must make sure that the servers always use the same IP address in order for the UNIX application to be able to reach the servers. We do this by creating a DHCP client reservation for each of these servers.

Note: A good solution, not listed here, would be to use static addresses on the servers.

Incorrect Answers:

A: Creating client reservations for the UNIX client computers would ensure that these clients would use the same IP address. But the problem is the hardcoded IP addresses of the Servers. The servers, not the UNIX clients, must have client reservation in DHCP.

C: Create a separate DHCP scope for the servers would require a lot of administrative effort. A six-month lease time would not solve problem ;make it happen more seldom

D: The servers, not the clients, must use the same IP addresses.

---

### **QUESTION 70:**

You are the network administrator for Certkiller .com. Certkiller 's network consists of two Active Directory domains in a single forest. One of the domains is named Certkiller .com. A subsidiary company named Acme has a domain named acme.com.

Certkiller .com's primary DNS server is at the moment placed in the company's Berlinoffice.. A primary DNS server for acme.com is located in the company's Pragueoffice. The two DNS servers runs Windows Server 2000.

Each domain has three regional offices. Each regional office contains the following computers:

1. A secondary DNS server in its respective domain.
2. A DHCP server.
3. A recently installed Microsoft Internet Security and Acceleration (ISA) Server computer that connects the LAN to the Internet.

Company salesrepresentatives that are stationed at the Berlinoffice and the Pragueoffice frequently visit the regional offices. All salesrepresentatives use Windows XP Professional portable computers that are members of the Certkiller .com domain.

You create an appropriate wpad.dat script file on each of the ISA servers in each regional office. On each DHCP server you configure the 252 Proxy Autodiscovery option and the corresponding http://ISAServerName/wpad.dat string value.

Sales representatives report that they cannot access to the Internet by using Internet Explorer when they visit an office that is in the acme.com domain. You need to ensure that all users can access the Internet at all times. You want to use the minimum amount of administrative effort.

What should you do?

- A. Configure Windows XP Professional portable computers with the primary DNS suffix of

acme.com.

B. Configure the Advanced TCP/IP Settings on the Windows XP Professional portable computers with a DNS suffix for this connection setting of acme.com.

C. On each DHCP server that is a member of the acme.com domain, configure the 015 DNS Domain Name option to be acme.com.

D. On the primary DNS server for the acme.com domain, add a \_http\_service service locator (SRV) resource record for each ISA server in the acme.com domain.

Answer: C

015 DNS Domain Name will automatically set the "DNS Suffix for this connection" string.

Incorrect answers:

A. This is only the DNS suffixes to be tried when resolving names during a lookup

B. This would work, but would need to be done manually and changes each time the portable computer changed locations. The constraint for minimum amount of administrative effort would not be achieved.

C. This is correct

D. There is no such SRV record in use

---

### QUESTION 71:

You are the network administrator for Certkiller .com. The network contains 1,300 Windows XP Professional computers. TCP/IP settings on all client computers are obtained from a DHCP server.

You have been assigned the task to configure a DHCP scope to assign addresses to the client computers. To allow for future growth, you need to configure the scope to host 3,800 client computers. All the client computers have to be in the same subnet. Also, 100 addresses has to be reserved for servers and printers that will not receive IP address assignments automatically.

How should you configure the scope?

To answer, configure the appropriate option or options in the dialog box, and drag the appropriate IP address or addresses and the appropriate subnet mask to the correct locations in the dialog box. (Not all portions of the dialog box are active)

IP Addresses

- 10.0.0.101
- 10.0.10.101
- 10.0.15.160
- 10.0.24.160

Subnet Masks

- 255.255.255.0
- 255.255.240.0
- 255.255.248.0

DHCP Scope Configuration

New Scope Wizard

IP Address Range

You define the scope address range by identifying a set of consecutive IP addresses.

Enter the range of addresses that the scope distributes.

Start IP address: [ ] [ ] [ ] [ ] [ ] [ ]

End IP address: [ ] [ ] [ ] [ ] [ ] [ ]

A subnet mask defines how many bits of an IP address to use for the network/subnet ID and how many bits to use for the host ID. You can specify the subnet mask by length or as an IP address.

Length: [ 24 ]

Subnet mask: [ ] [ ] [ ] [ ] [ ] [ ]

Answer:

The screenshot shows the 'New Scope Wizard' for DHCP configuration. On the left, there are lists for 'IP Addresses' and 'Subnet Masks'. The 'IP Addresses' list contains 10.0.0.101, 10.0.24.160, and 10.0.15.160. The 'Subnet Masks' list contains 255.255.255.0, 255.255.240.0, and 255.255.248.0. The main window is titled 'DHCP Scope Configuration' and 'New Scope Wizard'. It shows the 'IP Address Range' configuration where the 'Start IP address' is 10.0.10.101 and the 'End IP address' is 10.0.15.160. Below this, there is a 'Subnet mask' field with a dropdown menu showing 255.255.240.0.

### Explanation:

We need to accommodate 3800 hosts. If we use 12 bits for the host addresses, we can have up to 4096 (-2) host addresses. 12 bits for the hosts would give us 20 bits ( $32 - 12 = 20$ ) for the network address. A 20 bit network mask is 255.255.240.0.

The network range from the options given would be 10.0.0.0 to 10.0.15.255. We are reserving the first 100 addresses, so our DHCP scope should start at 10.0.0.101. The only end address within our network range that gives us enough host addresses is 10.0.15.160.

### QUESTION 72:

You are the server and network administrator for a computer lab. The computer lab contains two networks with multiple subnets that do not have routing between them. The computer lab also contains a multihomed Windows 2000 Server computer that provides the DNS server service for both networks. Each network also contains a DHCP server.

The initial network adapter configuration of the DNS server is shown in the following table:

Adapter name	IP address	Subnet mask	DHCP enabled
LAN1	10.10.5.1	255.255.255.0	No
LAN2	10.10.6.1	255.255.255.0	Yes

At any given time, the client computers in the computer lab might be running Windows 2000 Professional, Windows NT workstation 4.0, or a third-party operating system. All of the DNS clients in the computer lab receive their IP configurations from DHCP servers. After functioning successfully for several months, the DNS clients on the 10.10.6.0/24 network can no longer resolve host names.

You want all computers in the computer lab to be able to resolve DNS names. What should you do?

- A. Configure the DHCP servers to dynamically update DNS for DHCP clients.
- B. Configure the DNS server service to listen only on LAN1.
- C. Enable DHCP on LAN1.
- D. Manually configure the IP address for LAN2 as 10.10.6.1.

Answer: D

**Explanation:**

The DNS name resolution on LAN2 stopped working. The most probable cause is that the IP address on the LAN2 interface has changed.

The LAN2 interface is DHCP enabled, which means that it assigned DHCP configuration settings dynamically from the DHCP Server on LAN2. It would be better to use a static IP address on LAN2 in order to avoid any changes of the IP address on the LAN2 interface.

**Incorrect Answers:**

A: DNS has been working flawlessly for a while. There should be no reason to reconfigure the DNS server.

B: The LAN2 clients must have access to the DNS server as well.

C: Enabling dynamic IP configuration, DHCP, on LAN1 would only make matters worse. LAN2 could eventually be hit by same problem as LAN1, if the IP address of the LAN1 interface would change.

---

**QUESTION 73:**

You are a network administrator for Certkiller . The network contains one Windows 2000 Server computer, which runs the DNS Server service, and 200 Windows 2000 Professional computers. All of the Windows 2000 Professional computers are members of Certkiller 's single Active Directory domain and use DHCP to obtain IP addressing information. The network is connected to the Internet through an Internet service provider.

On Monday, the ISP informs there will be a short break in the Internet connectivity on Tuesday evening because of maintenance and changes. On Wednesday morning, everyone in the office keeps reporting that they are unable to connect to Internet Web sites. When They attempt to access internet web sites, they receive the following error messages; "Server not found or DNS error." Users can successfully log on to the domain and access resources on the company's network, including the intranet web site.

You contact the ISP and are informed that it has changed the IP address of its primary DNS server. The ISP informs you that the new IP address is 192.168.167.100. You need to reconfigure Certkiller 's network so that users can access Internet web site.

What should you do?

- A. Configure Certkiller 's DHCP server to configure client computers to use 192.168.167.100 for DNS name resolution.
- B. Configure Certkiller 's DNS server to forward requests to 192.168.167.100
- C. Configure Certkiller 's Windows 2000 Professional computers to use 192.168.167.100 for DNS name resolution.
- D. Configure Certkiller 's DNS server to use 192.168.167.100 for DNS name resolution.

**Answer: B**

**Explanation:** The local DNS server must be configured to forward name resolution requests to the DNS server of the ISP. Then the clients would be able to access both local

and external resources such as the internet web sites.

Incorrect Answers:

A: The clients must still use the local DNS server for name resolution on the local network. If the clients would be configured to use the DNS Server at the ISP for name resolution they would, theoretically, be able to access the internet web site but they wouldn't be able to access local resources.

C: The clients must still use the local DNS server for name resolution on the local network. If the clients would be configured to use the DNS Server at the ISP for name resolution they would, theoretically, be able to access the internet web site but they wouldn't be able to access local resources.

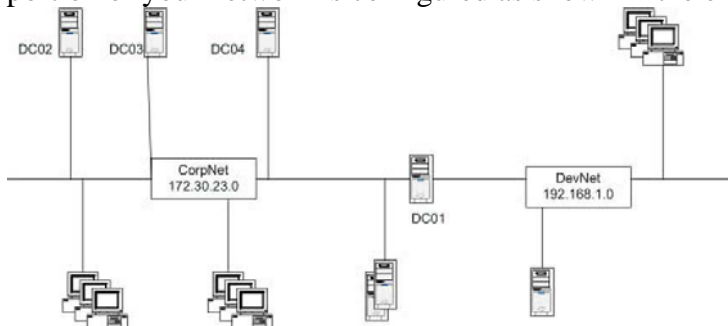
It would require a lot administration to configure each client manually.

D: The DNS server must configured to forward requests to external DNS server, but it must still provide the local name resolution itself.

---

### **QUESTION 74:**

You are the responsible network administrator for Certkiller . Your network consists of a single Windows 2000 Domain controlled by four Windows 2000 Domain controllers. The relevant portion of your network is configured as shown in the exhibit.



The domain controller named DC01 is a multihomed computer that provides DNS and DHCP services for the company intranet and only DHCP services for a secure network used by the software development department. No routing is for now allowed between the two networks. The computers in the software development department are not members of the domain.

DC01 hosts an Active Directory integrated DNS zone. DC01 is configured as shown in the following table:

Network adapter	IP address	Subnet mask	Default gateway	DNS server address
NIC1	172.30.23.1	255.255.255.0	None configured	127.0.0.1
NIC2	192.168.1.1	255.255.255.0	None configured	127.0.0.1

You discover that Active Directory replication intermittently fails between DC01 and the other domain controllers. When this occurs, you receive the following error message:

"RPC server is unavailable." There is no consistent pattern to the replication failures. The other domain controllers do not experience this problem when replicating to each other. You need to ensure that replication occurs normally between all domain controllers. What should you do?

- A. In the TCP/IP properties for NIC1 on DC01, disable dynamic DNS registration. Remove all A (host) records from the DNS zone for DC01 for the address 172.30.23.1. Remove the address 172.30.23.1 from the Interfaces tab in the properties for DC01 in the DNS console.
- B. In the TCP/IP properties for NIC2 on DC01, disable dynamic DNS registration. Remove all A (host) records from the DNS zone for DC01 for the address 192.168.1.1. Remove the address 192.168.1.1 from the Interfaces tab in the properties for DC01 in the DNS console.
- C. In the TCP/IP properties for NIC1 on DC01, disable dynamic DNS registration. Remove all A (host) records from the DNS zone for DC01 for the address 192.168.1.1. Disable round robin functionality on DC01. Disable recursive queries on DC01.
- D. In the TCP/IP properties for NIC2 on DC01, disable dynamic DNS registration. Remove all A (host) records from the DNS zone for DC01 for the address 172.30.23.1. Disable round robin functionality on DC01. Disable recursive queries on DC01.

Answer: B

Explanation: The DNS server should only be configured for NIC1, which is connected to the domain. DC01 should not provide DNS services for the development subnet on NIC2. We must remove all host records for DC01 for the address 192.168.1.1. Then we have to remove the address 192.168.1.1 from the interfaces. This will disable DNS on NIC2, or in other words make DC01 only listen for DNS on NIC1.

Note: The error RPC Server is Unavailable can occur when:

1. The RPC service may not be started.
2. You are unable to resolve a DNS or NetBIOS name.

This is the problem in this scenario. We are sometimes unable to resolve a DNS name. This occurs because there are incorrect host records where DC01 has the IP address 192.168.1.1, in the DNS zone. Computers who try to connect to DC01 with the IP address 192.168.1.1 will not be able to connect to DC01.

1. An RPC channel cannot be established.

Reference: Troubleshooting "RPC Server is Unavailable" in Windows (Q224370)

Incorrect answers:

- A: Removing NIC1 as a DNS interface would disable DNS on NIC1, the domain interface. We must disable DNS on NIC2 instead.
- C: NIC2 must be removed from the interfaces not NIC1.
- D: We must remove the address 192.168.1.1. from the Interfaces. Disabling round robin would not disable DNS on NIC2.

---

## **QUESTION 75:**

You are an administrator of a Windows 2000 Server computer, which runs the DNS server service for Certkiller . The DNS server is located in one of Certkiller 's branch offices. The



network in your branch office contains 100 DNS clients that are all members of the same Windows 2000 Domain. The DNS server is not a member of the domain.

You want the DNS server to perform recursive queries on behalf of the DNS clients for names of hosts that are outside of the domain and on the internet. What should you do?

- A. Configure the DNS server to use forwarders to resolve DNS names.
- B. Configure the DNS server as a caching-only server.
- C. Configure a secondary primary zone on the DNS server for the domain.
- D. Configure a primary zone on the DNS server for the domain.

Answer: A

Explanation: The DNS server must be configured to forward queries for external names to an external DNS server, typically the ISP's DNS server.

Incorrect answers:

B: A caching only server would only be able to resolve the queries from the DNS server it uses for name resolution.

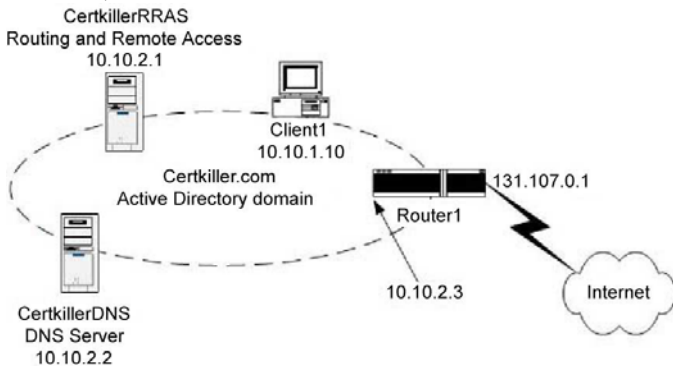
C: A secondary zone is just a read-only replica of the primary zone. A secondary zone would not add any name resolving capabilities.

D: We want to resolve names outside the domain. Configuring a primary zone for the domain will not help achieve this goal.

---

### **QUESTION 76:**

You are the system administrator of a Windows 2000 Server computer named Certkiller RRAS. The company's network consists of a Windows 2000 Active Directory domain, which is shown in the exhibit.



Certkiller RRAS is the Routing and Remote Access server of Certkiller . Certkiller RRAS is configured to accept only dial-up connections. Certkiller DNS runs the DNS Server service. Certkiller DNS is a root server and contains the zone for the Certkiller .com domain. Company employees need to connect from remote locations to Certkiller RRAS through a dial-up connection. After employees connect to Certkiller RRAS, they also need access to the Internet through Router1.

You have configured the employees user accounts so that they have dial-up permission to Certkiller RRAS. Still the employees report that they can connect to Certkiller RRAS by using a dial-up connection but they cannot access Internet resources. Employees can access all other resources that are on the company's network.

You run the ipconfig/all command on Certkiller RRAS and receive the following output.

Host Name Certkiller RRAS

Primary DNS suffix Certkiller .com

Physical address 01-40-AB-9A-02-40

DHCP enabled NO

IP Address 10.10.2.1

Subnet Mask 255.255.255.0

Default Gateway 10.10.2.3

DNS Servers 10.10.2.2

You need to ensure that employees who successfully connect to Certkiller RRAS through a dial-up connection can access the Internet. What should you do?

- A. Change the default gateway on Certkiller RRAS to 131.107.0.1
- B. Add an Internet DNS server to the list of DNS servers on Certkiller RRAS.
- C. Ensure that the DNS administrator configures the DNS server with root hints.
- D. Modify the route table of Certkiller RRAS to include a route to Router1
- E. Ensure that the domain administrator modifies the route table on Router1 to include a route to Certkiller RRAS.

Answer: B

Explanation: This is a name resolution problem. Employees need to be able to resolve public Internet names to IP addresses. This is accomplished by adding an Internet DNS server to the list of DNS servers that are used on Certkiller RRAS.

Incorrect Answers

A: We should not use the external interface as the default gateway. We must use the internal interface. The external interface is used for incoming traffic.

C: The internal DNS server is a root server. If you are operating internal root servers, root hints should not be used.

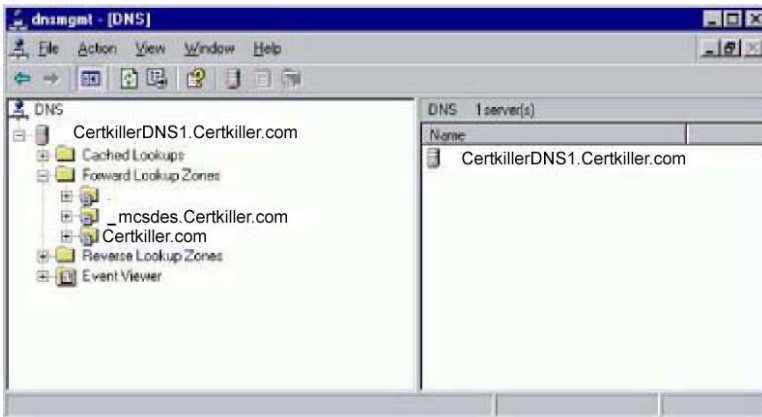
D: The remote clients will use the default gateway that the RRAS server has been configured with. The remote clients will reach Router1.

E: The remote clients are already able to connect to the RRAS server. There is no need to add route to it.

---

### **QUESTION 77:**

You are the systems engineer for Certkiller . The network consists of a single Active Directory domain named Certkiller .com and all servers on the network run Windows Server 2000. The internal DNS server service is run on a Windows Server 2000 computer named Certkiller DNS1 and it has zone configured as shown in the exhibit.



For the moment the network lacks connection to the Internet. Certkiller maintains a separate network that contains publicly accessible Web and mail servers. These Web and mail servers are members of a DNS domain named Certkiller .com. The Certkiller .com zone is hosted by a UNIX-based DNS server named UNIXDNS, which is running the latest version of BIND.

A new company policy says that users of the internal network should be able to access Internet-based resources. The company's written security policy states that resources located on the internal network must never be exposed to the Internet. The written security policy states that the internal network's DNS namespace must never be exposed to the Internet. To meet these requirements, the design specifies that all name resolution requests for Internet-based resources from computers on the internal network must be sent from Certkiller DNS1. The current design also specifies that UNIXDNS must attempt to resolve any name resolution requests before sending them to name servers on the Internet. You need to plan a name resolution strategy for Internet access. You need to configure Certkiller DNS1 so that it complies with company requirements and restrictions. What should you do?

- A. Delete the root zone from Certkiller DNS1.  
Configure Certkiller DNS1 to forward requests to UNIXDNS.
- B. Copy the Cache.dns file from the Windows Server 2000 installation CD-ROM to the C:\Windows\System32\Dns folder on Certkiller DNS1.
- C. Add a name server (NS) resource record for UNIXDNS to your zone.  
Configure UNIXDNS with current root hints.
- D. On Certkiller DNS1, configure a secondary zone named Certkiller .com that uses UNIXDNS as the master server.  
Configure UNIXDNS to forward requests to your ISP's DNS servers.

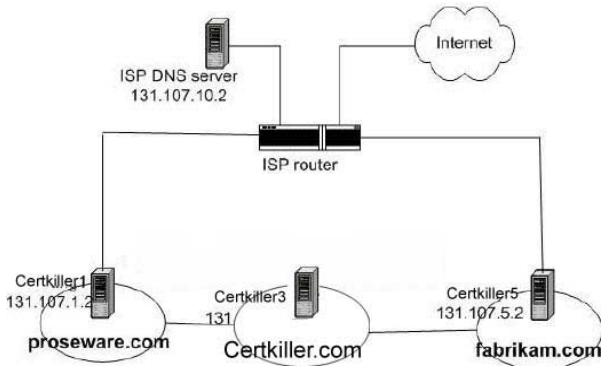
Answer: A

---

### QUESTION 78:

You are a network administrator for a company named Fabrikam, Inc. A German company named Certkiller GmbH., recently acquired Fabrikam, Inc. together with another company named Proseware, Inc. You have been assigned a team that is responsible for establishing connectivity between the companies.

All three companies have their own Active Directory forest. The relevant portion of the network is shown in the exhibit.



Certkiller 1, Certkiller 3, and Certkiller 5 run Windows Server 2000 and are the DNS server for its respective domain. All three servers can currently resolve Internet host names. Certkiller 3 is configured as a secondary zone server for fabrikam.com and proseware.com. You need to configure Certkiller 5 to resolve host names for Certkiller .com and proseware.com as quickly as possible, without adding new zones to Certkiller 5. Which two actions should you perform? (Each correct answer presents part of the solution. Choose two)

- A. Forward requests for Certkiller .com to 131.107.1.2.
- B. Forward requests for Certkiller .com to 131.107.3.2.
- C. Forward requests for Certkiller .com to 131.107.10.2.
- D. Forward requests for proseware.com to 131.107.1.2.
- E. Forward requests for proseware.com to 131.107.3.2.
- F. Forward requests for proseware.com to 131.107.10.2.

Answer: B, D.

Explanation: Certkiller 3 (10.107.3.2) is able to resolve hostnames for Certkiller .com, proseware.com and fabrikam.com. Therefore to resolve hostnames for Certkiller .com and proseware.com as quickly as possible, we could forward resolution requests for those two domains to Certkiller 3 (10.107.3.2). However, while answers D and E would both work for proseware.com, it is probably better to forward requests for proseware.com to the primary DNS server for that domain (131.107.1.2).

Incorrect Answers:

- A: 131.107.1.2 can resolve hostnames for proseware.com, but not Certkiller .com.
- C: 131.107.10.2 can resolve internet domain names, but not hostnames for proseware.com or Certkiller .com.
- E: This would work, and so could be an answer.
- F: 131.107.10.2 can resolve internet domain names, but not hostnames for proseware.com or Certkiller .com.

## QUESTION 79:

You are a senior network administrator for Fabrikam, Inc. The network consists of a

Windows 2000 Domain named ad.fabrikam.com and the domain contains two DNS servers that host an Active Directory integrated zone for ad.fabrikam.com. One of ad.fabrikam.com member servers is a Windows 2000 web server named ServerA.

An intranet web site was recently created on ServerA and your trainee asks how to do if you want users to access the new Web site by using the URL home.portal.fabrikam.com. What should you do?

- A. Create a new domain record named portal in the ad.fabrikam.com zone. In portal, create CNAME (canonical name) record named home and specify ServerA.ad.fabrikam.com as the target host.
- B. On one of the DNS servers, create a new zone named portal.fabrikam.com. In portal.fabrikam.com, create a CNAME (canonical name) record named home and specify ServerA.ad.fabrikam.com as the target host.
- C. In ad.fabrikam.com, create CNAME (canonical name) record named home and specify home.portal.fabrikam.com as the target host.
- D. In ad.fabrikam.com, create CNAME (canonical name) record named home.portal and specify ServerA.fabrikam.com as the target host.

Answer: B

Explanation: A DNS zone can only provide host to IP resolution within the namespace of the zone. It cannot provide name resolution for host names that are not included in the zone.

In this scenario we have a zone ad.fabrikam.com and we want to use the name home.portal.fabrikam.com as an alias for the resource ServerA.ad.fabrikam.com. We do this by creating a new zone portal.fabrikam.com, add a CNAME (alias) record which maps the host name home (which in the zone equals home.portal.fabrikam.com) to ServerA.ad.fabrikam.com.

Incorrect Answers:

A: Adding a CNAME record portal in the ad.fabrikam.zone with ServerA.ad.fabrikam.com target host would map portal.ad.fabrikam.zone to ServerA.ad.fabrikam.com, but we want to map home.portal.fabrikam.com to ServerA.ad.fabrikam.com.

C: Adding a CNAME record portal in the ad.fabrikam.zone with home.portal.fabrikam.com target host would map portal.ad.fabrikam.zone to home.portal.fabrikam.com. But no source with that name exists.

D: A CNAME record home.portal in the ad.fabrikam.com would map the home.portal.ad.fabrikam.com to the destination host, but we want to map home.portal.fabrikam.com.

---

## **QUESTION 80:**

You are the network administrator for Certkiller . The network contains a Windows 2000 Server computer named Certkiller DNS that runs the DNS Server services and is a member of Certkiller 's Active Directory domain. All client computers are configured to use Certkiller DNS for DNS name resolution.

Certkiller Web, a Windows 2000 Server that is a member of the Active Directory domain, is configured to use DHCP to obtain IP addressing information. Certkiller Web runs a default

installation of Internet Information Services (IIS) and the default Web site is the only Web site on Certkiller Web.

Certkiller 's Web developer uses the default Web site to implement a new intranet Web site on Certkiller Web. The developer wants users to be able to access the new Web site by using the URL `http://intranet`. The developer states that users can currently access the Web site only by using the URL `http:// Certkiller web`.

You need to ensure that users can always access the new Web site on Certkiller Web by using the URL `http://intranet`. What should you do?

- A. On the DHCP server, configure a reservation named Intranet for Certkiller Web.
- B. On Certkiller Web, configure IIS to use Intranet as the host header for the new Web site.
- C. On Certkiller DNS, create a new A (host) record in the DNS zone. Configure the record with a host name of Intranet and Certkiller Web's IP address.
- D. On Certkiller DNS, create a new CNAME (canonical name) record in the DNS zone. Configure the record with an alias name of Intranet and the fully qualified name of Certkiller Web.

Answer: D

Explanation: With a CNAME record would create an appropriate alias for the web site.

Note: A Canonical Name Record creates an alias of a canonical name. The alias gains all properties of the original.

Reference: HOW TO: Use Host Header Names to Configure Multiple Web Sites on a Single IP Address in Windows 2000 (Q308163)

Incorrect Answers

A: IP reservations are made on the MAC address of the DHCP client computer. We cannot make a reservation on name.

B: Host Header is used to Host Multiple Sites from One IP Address. This is not what we want to achieve in this scenario. Furthermore, we should not assign a host header name to the default Web site. Many programs expect the default Web site to use an IP address of (All Unassigned), TCP Port 80, and no host header name.

C: A host address (A) resource record statically associates a host name to its IP address.

However, Certkiller Web use a dynamic IP address. If Certkiller Web changes its IP address, the A (host) record would become invalid.

---

### **QUESTION 81:**

You are the administrator of Certkiller 's network, that consists of a single DNS domain named Certkiller .com.

A old UNIX server is replaced by Windows Server 2000 computer named Certkiller 1.

Certkiller 1 is configured as the DNS server and start authority (SOA) for Certkiller .com.

Another old UNIX server, named Certkiller 2, still is the mail server for Certkiller .com.

You receive reports that Internet users cannot send e-mail to the Certkiller .com domain. The host addresses are shown in the following window.



You need to ensure that Internet users can send e-mail to the Certkiller .com domain. What should you do?

- A. Add an \_smtp service locator (SRV) DNS record for Certkiller 2.
- B. Add a mail exchange (MX) DNS record for Certkiller 2.
- C. Add an alias (CNAME) record for mail. Certkiller .com.
- D. Enable the SMTP service on Certkiller 1.

Answer: B

Explanation: Email servers on the internet query Certkiller 1 for the address of the mail server for the domain. The address of the mail server is held in an MX (Mail Exchange) record.

Incorrect Answers:

- A: Email servers find other email servers by using MX records, not SRV records.
- C: Email servers find other email servers by using CNAME records
- D: The SMTP service should be running on the mail server, not the DNS server.

## QUESTION 82:

You are the senior network administrator for Contoso Pharmaceuticals. The network contains three Windows 2000 Server computers, which run the DNS server service, and two UNIX BIND-based DNS servers. A single domain named ad.contoso.com is controlled by the Windows 2000 DNS servers. The DNS zone type for ad.contoso.com is Active Directory integrated. The zone is configured with default zone transfer properties and default refresh and expire intervals.

Windows 2000 Server computers in the domain are configured to dynamically register with the Windows 2000 DNS servers. However, all Windows 2000 Professional and UNIX computers are configured to use the BIND-based DNS servers for name resolution.

You create secondary zones for ad.contoso.com in each of the BIND-based DNS servers, and you configure the ad.contoso.com domain controllers as the master DNS servers. When you inspect the secondary zone on the BIND-based DNS servers the next day, there are no records in the zone.

You need to ensure that the secondary zones on the BIND-based DNS servers include up-to-date DNS records. What should you do?

- A. On one of the domain controllers, select the Allow zone transfers check box in the properties for the zone.
- B. On one of the domain controllers, increase the expire interval for the ad.contoso.com zone to two days.



- C. On one of the domain controllers, change the zone type for ad.contoso.com to standard primary. On the remainder of the domain controllers, change the zone type to standard secondary.
- D. On each of the domain controllers, assign the Pre-Windows 2000 Compatible Access group the Allow-Read permission for the ad.contoso.com zone.

Answer: C

Explanation: BIND DNS servers do not support Active Directory integrated zones. They are limited to primary and secondary zones. We must change zone types from the Active Directory integrated zones to standard secondary on all Windows 2000 DNS server except one, and to standard primary on one of the Windows 2000 DNS servers.

Incorrect answers:

A: The default zone transfer setting is to allow zone transfers to any DNS server.

BIND DNS servers cannot be integrated with Windows 2000 DNS servers that use Active Directory integrated zones.

B: The expire interval is used by other DNS servers configured to load and host the zone to determine when zone data expires if not renewed. But the DNS are not able to receive DNS zones from the Active Directory DNS zones on the Windows 2000 DNS servers.

D: The Pre-Windows 2000 Compatible Access is mainly used to integrate Windows NT 4.0 RAS with Windows 2000 RRAS. The UNIX BIND DNS servers would not gain access to the Active Directory DNS zones as members of this group.

Reference: HOW TO: Add Users to the Pre-Windows 2000 Compatible Access Group (Q303973)

---

### **QUESTION 83:**

You are a network administrator for one of Certkiller 's branch offices. The network consists of a single forest that contains two Windows 2000 Domains named wingtiptoy.com and tailspintoys.com. You administer the DNS Server service, which is run on a Windows 2000 Server computer named ServerA.

The branch office, where ServerA is located, contains computers in both domains.

The Active Directory integrated zone for wingtiptoy.com is the only one contained on Server

A. You want ServerA to also locally resolve names for computers in tailspintoys.com. What should you do?

- A. Create a secondary zone for tailspintoys.com on ServerA.
- B. Create an Active Directory integrated zone for tailspintoys.com on ServerA.
- C. Create a primary zone for tailspintoys.com on ServerA.
- D. Create a reverse lookup zone for tailspintoys.com on ServerA.

Answer: A

Explanation: In this scenario there already exist two domains. Both domains require DNS to function. We want use ServerA to resolve names for computers in tailspintoys.com. This

will be accomplished by creating a secondary zone for the tailspintoys.com zone on ServerA.

Incorrect answers:

B: ServerA belongs to the wingtip toys.com domain. It cannot host an active directory integrated zone belonging to another domain.

C: There already exist a Active Directory integrated zone or a Primary zone for the tailspintoys.com.

ServerA cannot be authoritative for the tailspintoys.com zone.

D: We must install a forward lookup-zone, not a reverse lookup zone. ServerA cannot be authoritative for the zone.

---

**QUESTION 84:**

You are the network administrator for Certkiller 's branch office in Chicago. All branch offices have their network connected to the main office network in New York by a T1 line. NYSrv04 is a Windows 2000 Server computer on the main office network, which is a domain controller and hosts an Active Directory integrated DNS zone. All client computers in the New York and Chicago offices use NYSrv04 for name resolution.

An additional server will be placed on the network in the Chicago office to improve network performance. You receive a preinstalled Windows 2000 Server computer named CHSrv01 from the main office. CHSrv01 is configured as a domain controller for the company domain and as a DNS server.

You need to configure DNS on CHSrv01 and you need to configure the client computers that are on the network in the Chicago office. You need to ensure that your configuration provides the fastest possible name resolution performance. You need to minimize the amount of DNS traffic sent between the New York and Chicago office.

You configure the client computers in the Chicago office to use CHSrv01 for name resolution. What should you do next?

- A. Configure CHSrv01 with a new primary zone, and configure CHSrv01 to forward name resolution requests to NYSrv04.
- B. Configure CHSrv01 with a new secondary zone, and configure CHSrv01 to perform zone transfers from NYSrv04.
- C. Configure CHSrv01 as a caching-only server, and configure CHSrv01 to forward name resolution requests to NYSrv04.
- D. Configure CHSrv01 with an Active Directory integrated zone.

Answer: D

Explanation: To minimize network traffic and to provide fast name resolution we should configure an Active Directory Integrated zone. Compared to a secondary zone it would have the following advantages:

1. fast zone transfers
  2. updates on the local DNS server possible
- More advantages exist. The listed advantages decrease network traffic.

Incorrect answers:

- A: We must use the existing zone that has been configured on NYSrv04 in New York.
- B: A secondary zone would work but would be slower and require more network bandwidth.
- C: A caching-only server would be plausible on a slow WAN link, for example on a 56Kbps modem line. A caching-only server avoids zone transfers. In this scenario however we have a T1 (1.44Mbps) line so we don't have to consider a caching-only server.

---

**QUESTION 85:**

You are a network administrator for Contoso Pharmaceuticals. The network contains two Windows 2000 Server computers, which run the DNS server service, and are domain controllers for a single domain named ad.contoso.com.

Standard zone types are used for ad.contoso.com on the DNS servers. All other Windows 2000 Server computers and Windows 2000 Professional computers in the domain dynamically registers with the DNS servers. No other name resolution services are used on the network.

A Employee information Web site is hosted on a Windows 2000 web server named Server

A. Users report that they receive an error message stating that the page cannot be displayed when they attempt to access the web site.

You confirm that you can access the web site on ServerA by using the server's IP address. However, when you run the ping ServerA command from the command line the reply you receive contains a different IP address.

You want to correct the name resolution problem and prevent it from happening again. Which three actions should you take? (Each correct answer presents part of the solution. Choose three)

- A. Disallow zone transfers for the ad.contoso.com zone.
- B. Change the zone type to Active Directory integrated for the ad.contoso.com zone.
- C. Allow only secure updates for the ad.contoso.com zone.
- D. Disable dynamic updates for the ad.contoso.com zone.
- E. Run the ipconfig/release command on the computer that responds to the ping. Run the ipconfig/renew command on ServerA.
- F. Delete the current DNS entry for Server
- A. Run the ipconfig/registerdns command on ServerA.

Answer: B, C, F

Explanation: There is an incorrect DNS entry in the DNS zone. We must prevent this from happening again in the future. We must also correct this particular DNS entry.

B: First we change the zone to an Active Directory integrated zone. Only Active Directory integrated zones can be configured to only allow secure updates.

C: We must allow only secure updates on the zone to avoid incorrect DNS records from being registered again.

F: The problem must be corrected. We achieve this by deleting the current incorrect DNS entry for Server

A. We then register a new DNS entry for ServerA with the ipconfig/registerdns.

Incorrect Answers:

A: Preventing zone transfers would be counterproductive. The DNS servers must be able to replicate the DNS records.

D: Without dynamic updates the administrator would have to manually manage all records in the DNS zone: add, delete, and change for example. This is usually not a good idea and it would not help solving the problem at hand.

E: There is no need to reconfigure the computer that had the same IP address as the server. The server will be registered with a new IP address.

---

**QUESTION 86:**

You administer the network at one of Certkiller 's branch offices. The network contains 200 Windows 2000 Professional client computers and the network is connected to the main office network by a 1.544 Mbps network connection.

All client computers at your branch office are configured to use a DNS server, on the main office network, named DNS1 for name resolution.

You are sent a new Windows 2000 Server, configured with the DNS Server service and a standard primary DNS zone. The server is named it Certkiller

A. The administrator at the main office who sent you the server instructs you to connect to Certkiller A to your network and reconfigure your office's client computers to use Certkiller A for name resolution.

You connect Certkiller A to your network and reconfigure the client computers in your office. The users in your office immediately report that they cannot access network resources at the main office by name. You verify that the client computers in your office are able to connect to Certkiller A and other computers in your office by name. You also verify that client computers in your office are able to connect to network resources in the main office by IP address.

You need to ensure that all client computers in your office can access all network resources by name. What should you do?

A. Configure the File Replication service on Certkiller A to start automatically.

B. Configure the DNS Server service on Certkiller A to start automatically.

C. Configure the DNS zone on Certkiller A as a secondary zone.

D. Configure the DNS zone on Certkiller A so that the Start of Authority refresh interval is 10 minutes.

Answer: C

Explanation: The DNS server is authoritative for DNS zone. It either hosts an Active Directory integrated zone or a primary zone. ServerA hosts a primary zone and is therefore also authoritative for the zone. However, only one DNS server can be authoritative for the zone. We must configure the zone on Certkiller A as a secondary zone.

Incorrect Answers

A: This is a name resolution problem, not a file replication problem.

B: It is probably starting already. This is not the cause of the problem.

D: Two DNS servers that are authoritative for the same zone cannot exchange any DNS records.

---

**QUESTION 87:**

You are the network administrator for one of Certkiller 's branch offices. Your branch office network contains a Windows 2000 Server computer named Certkiller 1. All computers on your network are members of Certkiller 's Active Directory domain and all branch office networks are connected to the main office network. The main office network contains two DNS servers.

You are instructed by an administrator at the main office to install and configure the DNS Server service on Certkiller 1 and to configure an Active Directory integrated zone. You install the DNS Server service on Certkiller 1 and attempt to create a new zone. However, the option to create an Active Directory integrated zone is unavailable.

You need to create an Active Directory integrated DNS zone on Certkiller 1. What should you do?

A. Uninstall the DNS Server service.

Reinstall the DNS Server service and restart Certkiller 1.

Create the new zone.

B. Ensure that a domain administrator promotes Certkiller 1 to be a domain controller in the company's Active Directory domain.

Create the new zone.

C. Ensure that a domain administrator configures the main office DNS servers so that Certkiller 1 is on the list of servers approved for zone transfer.

D. Create a new zone.

Configure the zone to use a DNS server at the main office as the primary DNS server.

Answer: B

Explanation: Active Directory Integrated zones can only be hosted on domain controllers.

We must promote the member server to a domain controller and then create a new zone.

Incorrect Answers

A, C, D: An Active Directory Integrated zone cannot be used on a member server.

---

**QUESTION 88:**

You administer an organizational unit (OU) named Finance in the Certkiller network, that consists of a single Windows 2000 Active Directory domain named Certkiller .com.

The network contains a Windows 2000 Server computer named ServerA that runs the DNS Server service and contains an Active Directory integrated zone for the Certkiller .com domain.

An application named App1 is run on the Server

A. App1 is a management application that

uses DNS name resolution to connect to client computers and to gather client computer information into a database.

25 new client computers are installed with Windows 2000 Professional by using an image that was created by using Sysprep.exe. App1 is unable to gather information from any of

the new client computers. App1 can still gather information from all other client computer on the network.

You enter all the client computers host named in the DNS database. After the names are entered into DNS, App1 can successfully gather information about each new client computer.

You need to ensure that all new client computers that are installed by using an image that is created by using Sysprep.exe can be accessed by App1. What should you do?

- A. Ensure that the DNS administrator configures Certkiller .com on ServerA as a standard primary zone.
- B. Ensure that the domain administrator configures the DNS Server service to support dynamic updates.
- C. Configure the computer that is used to generate the images so that it supports dynamic updates.  
Run Sysprep.exe on this computer.
- D. Run the ipconfig /registerdns command on the computer that is used to generate the image.  
Run Sysprep.exe on this computer.

Answer: B

Explanation: We must configure the DNS server to support dynamic updates. This would ensure that the Windows 2000 Professional clients dynamically register themselves in the DNS zone.

Incorrect Answers

- A: A standard primary has no advantages compared to Active Integrated zone in this scenario.
- C: Windows 2000 Professional clients support dynamic updates by default. We must configure the DNS server, not the DNS clients for dynamic updates.
- D: Windows 2000 clients should be able to register themselves automatically. We need to reconfigure the DNS server, not the clients.

---

### **QUESTION 89:**

You are the network administrator for one of Certkiller 's branch offices. Your network contains 500 Windows 2000 Professional client computers and the network is connected to the main office network by a 1.544-Mbps network connection.

The main office network contains a DNS server named DNS1. All client computers in your branch office are configured to use DNS1 for name resolution. Users in your branch office frequently connect to each other's client computers to share files and printers.

An administrator at the main office sends a configured Windows 2000 Server computer named Certkiller Srv to your office. Certkiller Srv is configured with the DNS Server service and a standard primary DNS zone. The administrator instructs you to connect Certkiller Srv to your network and reconfigure your office's client computers to use Certkiller Srv for name resolution.

You connect Certkiller Srv to your network and reconfigure the client computer in your office. The users in your office immediately report that they cannot access each other's client computers by name.

You verify that the client computers in your branch office can connect to client computers in other branch offices by IP address. You also verify that client computers in your branch office can connect to network resources in the main office by name.

You need to ensure that all client computers in your branch office can connect to all network resources by name. What should you do?

- A. Configure the DNS zone on Certkiller Srv to allow dynamic updates.
- B. Configure the TCP/IP properties on Certkiller Srv so that Certkiller Srv uses its own IP address for DNS name resolution.
- C. Configure the File Replication service on Certkiller Srv to start automatically.
- D. Ensure that a domain administrator promotes Certkiller Srv to be a domain controller.

Answer: A

Explanation: There are no DNS records for the local clients. We must allow the local clients to register themselves dynamically in the DNS zone.

Incorrect Answers

B: The problem is that clients cannot resolve local names. We are not required to fix any name resolution problem on Certkiller Srv

C: File replication does not aid name resolution.

D: Just promoting the DNS server to domain controller would not by itself effect the DNS zone.

---

### **QUESTION 90:**

You are a network administrator for Certkiller . The network is currently configured as a single logical subnet. The network contains a DNS server that all client computers are configured to use for name resolution. The network also includes four Windows2000 sever computers, which function as file and print sever;100 windows 95 client computer;and 100 professional computers

The company adds two additional subnets, which are connected to the original subnet by routers. All client computers are distributed between the two new subnets while all the servers remain on the original subnet.

Users of the Windows 95 computers now report that they cannot access server-based files and printers. Users of the Windows 2000 Professional computers can successfully access the servers. You verify that the Windows 95 computers are configured with the correct DNS server address.

You need to ensure that all users can access server-based files and printers. What should you do?

- A. Create an Lmhosts file on each Windows 95 computer. In the file, include the name and IP address of the DNS server.
- B. Install WINS on a Windows 2000 Server computer. Configure all computers to use the WINS server in addition to the DNS server for name resolution.
- C. Configure the Windows 95 client computers to use b-node for NetBIOS name resolution.
- D. Install a WINS Proxy Agent on each of the new subnets. Configure the WINS Proxy Agents to use the DNS server's IP address for WINS name resolution.



Answer: B

Explanation: Downlevel clients, like Windows 95 and Windows NT 4.0, use WINS, not DNS, for name resolution. On the other hand Windows 2000 computers only use DNS for name resolution by default. We must provide the Windows 95 clients with a method of resolving NetBios names to IP addresses. The most practical solution with least administration would be to configure one Windows 2000 server as a WINS server.

Incorrect Answers:

A: Lmhosts files do provide host name to IP address resolution, and an appropriate lmhosts will on each Windows 95 computer would allow the Windows 95 clients to use the DNS server. This would require a lot of administrative effort.

C: By default windows 95 clients configured for H-mode wins resolution;first thy use Wins server and then they use broadcasts to resolve NetBios names. Changing the node type to b-node would make the clients only try broadcasts, so this is not an improvement.

Note: there are four Wins Node types. They are:

\* B-node, broadcast mode, only tries to resolve NetBios names with broadcasts.

1. P-node, peer-peer node, only tries to resolve NetBios names through WINS server.

2. M-mode, mixed mode, first use broadcast then use WINS Sever..

3. H-mode, hybrid node, is the default Wins node type. H-mode first tries the WINS server then it tries broadcast.

D: WINS Proxy agent is used to enable non-WINS clients to communicate with WINS-clients.

Windows 95 is a WINS client so a WINS proxy agent would not be any improvement.

UNIX clients, for example, could benefit from a Wins proxy agent.

---

### **QUESTION 91:**

You are the network administrator for Certkiller 's Chicagobranch offices where all client computers run Windows 98. All Certkiller 's branch offices are connected by a T1 line to the network in the main office in New York. Users in the Chicagooffice access file servers that are located in the main office network.

The network in the main office contains a WINS server that all company computers are configured to use for name resolution. Managers in the company wishes to improve name resolution performance and you are instructed to install and configure WINS on a Windows 2000 Server computer in the Chicago office.

For the WINS installation you acquire a new Windows 2000 Server computer named Server

A. You configure all client computers in the Chicagooffice to use ServerA for name resolution. Shortly after the installation you start getting reports that no one can access servers in the New Yorkoffice.

You need to ensure that client computers in the Chicagooffice use ServerA for name resolution. You need to ensure that users in the Chicagooffice can access servers in the New Yorkoffice.

What should you do?

A. Create an Lmhosts file on ServerA that includes the name and IP address of the WINS servers

in the New York office.

B. Collaborate with an administrator in the New York office to configure WINS replication between ServerA and the WINS server in the New Yorkoffice.

C. Configure the client computers in the Chicago office to use the WINS server in the New York office as their primary WINS server and ServerA as their secondary WINS server.

D. Ask a domain administrator to add ServerA's computer account to an organizational unit (OU) named AuthorizedWINSServers.

Answer: B

Explanation: By setting up the WINS servers as replication partners they would both be able to resolve NetBIOS names in both Chicago and New York.

Incorrect answers:

A: Using an Lmhosts file for NetBIOS to IP address is awkward. You would have to put the Lmhosts file on all clients as well, not only on ServerA.

C: Using the WINS Server in New York as the primary WINS server would allow the clients to use resources in New York, but it would increase WAN network traffic, and performance would be decreased.

D: There would be no benefit of adding the WINS server to an OU in the Active Directory.

---

### **QUESTION 92:**

You are a network administrator for Certkiller . All client computers on the network use a Windows 2000 Server named ServerA for name resolution. ServerA is configured to forward name resolution requests to your Internet Service provider's (ISP) DNS server. A user, named Marc, uses a Windows 2000 Professional computer on the network. His computer uses DHCP to obtain IP addressing information. He sends you an e-mail stating that he cannot access a specific internet web site by using the site's URL. However, he can access other web sites. When he attempts to access the specific web site, he receives the following error message: "Server not found or DNS error." You can access the specific web site from your client computer and from other client computers on the network. You need to ensure that Marc can access the specific web site by using its URL. What should you do on Marc's computer?

A. Stop and restart the DHCP client service.

B. Stop and restart the workstation service.

C. Run the ipconfig/flushdns command.

D. Run the ipconfig/registerdns command.

Answer: C

Explanation: One possible cause of this problem is an incorrect entry in the DNS client resolver cache. This entry is blocking access to the web site. The ipconfig/flushdns command removes all entries from the local DNS name cache.

Incorrect answers:

A: This is a DNS problem not a DHCP problem.

B: The workstation service enables browsing on the network, not on the Internet. Stopping and starting the workstation service would do no good.

D: The ipconfig/registerdns command registers, or refreshes, the clients DNS records in at the DNS server. These records are not the cause of this problem.

---

**QUESTION 93:**

You are the senior network administrator for Contoso Pharmaceuticals. The network consists of a single forest that with four Windows 2000 domains named contoso.com, domain1.contoso.com, domain2.contoso.com, and domain3.contoso.com.

Domain3.contoso.com contains two Windows 2000 Server computers named ServerA and ServerB that you administer. ServerA and ServerB run the DNS server service.

You start receiving reports from users on Windows 2000 Professional computers in domain3.contoso.com that are unable to access resources in domain1.contoso.com. When you escalate the problem to the enterprise administrators, you are informed that the DNS zone for domain3.contoso.com was recently corrupted with erroneous A (host) records. However, after the enterprise administrators correct the A records, users still report that they cannot access resources in domain1.contoso.com

You want users in domain3.contoso.com to be able to immediately access resources in domain1.contoso.com. Which two actions should you take? (Each correct answer presents part of the solution. Choose two)

- A. Create an Active Directory integrated zone for domain3.contoso.com on Both ServerA and ServerB.
- B. Clear the DNS cache on ServerA and ServerB by using the DNS console.
- C. Run the ipconfig/flushdns command on each user's computer.
- D. Run the ipconfig/release command on each user's computer.
- E. Initiate a scavenging operation of stale resource records on ServerA and ServerB by using the DNS console.

Answer: B, C

Explanation: DNS queries are cached by the resolver in order to reduce network traffic.

The resolver can be either the DNS server or a DNS client.

B: The DNS cache at the DNS server may include incorrect entries and should be reset.

C: The local clients have incorrect entries in their DNS client resolver cache. These entries are blocking access to the web site. The ipconfig/flushdns command removes all entries from the local DNS name cache.

Incorrect answers:

A: Creating an Active Directory integrated zone for domain3.contoso.com domain will not help. We need access resources in the domain1.contoso.com.

D: ipconfig/release would renew the IP address, but we have a DNS problem not an IP configuration problem.

E: Scavenging is a WINS activity, not DNS.

**QUESTION 94:**

You are the administrator for a network consisting of a single network segment in Certkiller 's New Yorkoffice. The network contains a Windows 2000 Server computer named NYSrv04, which runs the DNS server service and the WINS server service. All client computers in the New Yorkoffice are members in Certkiller 's single Active Directory domain and use NYSrv04 for name resolution. The network also contains four other Windows 2000 Server computers, which are used for file and print sharing.

A new office is opened in San Francisco. The San Franciscooffice will be a single network subnet, with a Windows 2000 Server computer named SFSrv01, and 10 Windows 2000 Professional computers. SFSrv01 is configured as a domain controller in the company's Active Directory domain. All computers in the San Franciscooffice will be members of the domain.

In accordance with the company's network plan, you install WINS and DNS on SFSrv01. You configure the client computers in the San Franciscooffice to use SFSSrv01 for name resolution.

Users in the San Franciscooffice report that they cannot access the Windows 2000 Server computers in the New Yorkoffice. Users in the New Yorkoffice report that they cannot access SFSrv01 or any of the client computers in the San Franciscooffice.

You need to ensure that the users in each office can access the computers in both offices. Which two actions should you take? (Each correct answer presents part of the solution. Choose two)

- A. Configure WINS replication on SFSrv01 and NYSrv04 so that SFSrv01 and NYSrv04 are replication partners.
- B. Back up the WINS database on NYSrv04 and restore it on SFSrv01.
- C. Configure an Lmhosts file on SFSrv01 that includes the name and IP address of NYSrv04.
- D. Configure the DNS server service on both NYSrv04 and SFSrv01 to use Active Directory integrated zones.
- E. Configure the DNS server service on SFSrv01 to forward name resolution requests to NYSrv04.

Answer: A, D

Explanation: The WINS servers should be set up as replication partners. This would enable computers to access resources by NetBIOS names in both offices.

The best solution for host name resolution is to set up both DNS servers as Active Integrated DNS zones. They would then replicate zones through the Active Directory replication.

Incorrect Answers:

B: WINS replication, not WINS backup, is used to keep two WINS servers exchanging names, and keep them consistent with each other.

C: An Lmhosts file on SFSrv01 containing a record for NYSrv04 would enable SFSrv01 access NYSrv04 with a NetBIOS name. It would not enable SFSrv01 to access other resources in New York by NetBIOS name though. It would not enable the other computers in the San Francisco office to reach the resources in New York either. An Lmhosts file would have to be placed on all computers in San Francisco.

E: Configuring the DNS server in San Francisco to forward name resolution requests to New York would enable computers in San Francisco to access resources in New York by host name. However, the New York computers would not be able to access resources in San Francisco by host name.

The zones of the DNS server should be replicated.

---

**QUESTION 95:**

You are a domain administrator for Certkiller 's Windows 2000 domain. The network contains two Windows 2000 Server domain controllers, 300 Windows 2000 Professional computer, 40 Windows 95 computers, and 40 Windows NT Workstations 4.0 computers. The domain uses Windows 2000 DNS Server services with a standard primary zone. Several of the employees in the company have shared printers on their Windows 2000 Professional computers. You start getting reports that other users are unable to locate these shared printers.

You have to ensure that all users can locate these shared printers by using the Search command on the Start menu. Which three actions should you take? (Each correct answer presents part of the solution. Choose three.)

- A. Implement an Active Directory integrated DNS zone in the domain.
- B. Change the domain mode to native mode.
- C. Modify the properties in the shared printers to that the List in the Directory check box is selected.
- D. Install WINS on a server in the domain. Configure all client computers to use the WINS server.
- E. Install the Active Directory client on the Windows NT Workstation computers.
- F. Install the Active Directory client on the Windows 95 computers.

Answer: C, D, F

Explanation:

C: We must make sure that the printer is listed in the Active Directory.

D: The Windows 95 and Windows NT clients must use WINS for local name resolution.

F: Windows95 and Windows98 clients must run the directory service to query Active Directory.

The Active Directory Service is installed by installing the Active Directory client.

Note: The Active Directory client extension gives legacy desktops the ability to sign on to the domain controller closest to the client and the ability to change passwords on any domain controller. The extension also supports the Active Directory Services Interfaces to allow scripting to the directory, access to distributed file system fault tolerant and failover file shares, allows users to change properties on their user objects such as phone numbers, and supports NTLM Version 2 for network authentication.

Reference: Windows 2000 Server documentation, To connect to a printer published in Active Directory

Incorrect Answers

A: A standard primary zone should work fine here.

B: Switching to native mode would provide many benefits. Furthermore, there are no Windows

NT 4.0 Domain controllers in this scenario to take into consideration, so there is nothing stopping this switch. However, to accomplish the goals of this scenario it is not required to switch to native mode.

E: Windows NT 4.0 clients can connect to a shared printer in Windows 2000 print servers by browsing Network or by using the Search function.

---

**QUESTION 96:**

You are the domain administrator for Certkiller 's Windows 2000 domain. The network consists of five segments with one TCP/IP subnet in each segment. All segments are connected to each others by a single router. All servers are concentrated on a single subnet without any client computers on it.

To manage the client computers you install and configure the DHCP Server services on one of the servers. DHCP scopes are defined for each subnet that contains client computers and DNS is configured to use only static updates.

A user of a Windows 2000 Professional computer named Certkiller 1 shares a Web folder named Sales from his computer. A user named Maria uses a Windows 2000 Professional computer named Certkiller 2 that is located on a different subnet from Certkiller 1. Maria reports that she is unable to connect to the Sales Web shared folder.

You need to ensure that Maria can connect to the Sales Web shared folder. What should do on Certkiller 2?

- A. Create a Hosts file that contains the name and IP address of Certkiller 1.
- B. Modify Lmhosts.sam to contain the name and IP address Certkiller 1.
- C. Run the `ipconfig /registerdns` command.
- D. Run the `ipconfig /flushdns` command.

Answer: A

Explanation: We must provide a way to resolve the host name Certkiller 2 to an IP address on Certkiller 1 computer. One way to achieve this is to add a mapping from Certkiller 2 to the appropriate IP address in the Hosts file on Certkiller 1.

Incorrect Answers

B: Lmhosts file are used to map NetBIOS names to IP addresses.

C: The DNS server is configured to use only static updates. It will not accept the attempts to register any dynamic records with the `ipconfig /registerdns` command

D: The `ipconfig /flushdns` command only resets the local DNS resolver cache. This does not address the problem.

---

**QUESTION 97:**

You are the network administrator for Certkiller 's network that consists of a single Active Directory domain. The domain contains three Windows Server 2000 domain controllers, 20 Windows Server 2000 member servers, and 750 Windows XP Professional computers. The domain is configured to use only Kerberos authentication for all server connections.

A user reports that she receives an "Access denied" error message when she attempts to

connect to one of the member servers. You want to test the functionality of Kerberos authentication on the user's client computer.

Which command should you run from the command prompt on the user's computer?

- A. netsh
- B. netdiag
- C. ktpass
- D. ksetup

Answer: B

---

**QUESTION 98:**

You are a network administrator for Certkiller. You receive a report from a user named Marc that he is having some problems with his Windows 2000 Professional computer.

You examine the computer and discover that it is displaying a STOP message. The documentation for Marc's computer indicates that the computer contains a single hard disk, which is configured as a single NTFS logical volume.

The computer was working normally until a new USB digital camera was connected to the computer. The installation of the camera's software drivers went fine, and then after it was restarted, it displayed the STOP message and Marc was not able to log on to the computer. You need to return Marc's computer to normal operation as quickly as possible. What should you do?

- A. Restart the computer by using safe mode.
- B. Restart the computer by using the last known good configuration
- C. Restart the computer by using the Windows 2000 Professional CD-ROM, and select the option to repair the installation.
- D. Restart the computer by using the Windows 2000 Professional CD-ROM, and select the option for Recovery Console.

Answer: B

Explanation: We have installed a bad driver. We have not had a successful logon after the bad driver was installed so we can safely use the last known good configuration.

The last known good configuration requires the least administrative effort and is therefore the preferred method. It will return the state of the computer as it were when the last successful log on took place.

Incorrect answers:

A: Safe mode could possibly be used. It would require more effort though.

C: It is unnecessary to repair the installation. This would involve a lot of work and some configuration might be lost.

D: The recovery could be used to disable the device driver. It would, however not be quickest method to recover.



**QUESTION 99:**

You are a network administrator for Certkiller 's network that consists of a single Windows 2000 Domain. All servers are installed with Windows 2000 Server and all client computers run Windows 2000 Professional.

One of the servers in the salesdepartment is configured with a tape backup device. The device is installed with the driver from the Windows 2000 Server CD-ROM and functions normally. You install an updated driver for the device that is supplied by the manufacturer. When you restart the server, you receive the following error message: "STOP: IRQL\_NOT\_LESS\_OR\_EQUAL."

You restart the server, and you receive the same error message. You need to correct the problem and return the server to normal operation. What should you do?

- A. Restart the server in safe mode. Create a local computer policy to enable Windows File Protection.
- B. Restart the server in safe mode. Log on as an administrator. In the Driver Signing Options dialog box, set File Signature Verification to Ignore.
- C. Restart the server by using the last known good configuration.
- D. Restart the server by using the Recovery console. Enable the new device driver by using the Service\_system\_start parameter.

Answer: C

Explanation: We have installed a bad driver. The last known good configuration can be used since we have not have had a successful logon after the bad driver was installed. The last known good configuration requires the least administrative effort and is therefore the preferred method. It will return the state of the computer as it were when the last successful log on took place.

Incorrect answers:

- A: Windows File protection checks the integrity of the system files. In this scenario we have a device driver problem. Windows File protection is of no use in fixing this problem.
- B: We must remove the faulty driver. It is too later to configure Driver Signing now. The harm has already been done.
- D: The device driver should be disabled or removed, not enabled.

---

**QUESTION 100:**

You are a network administrator for Certkiller . All user have local user account on their Windows 2000 Professional computer.

Marc, a user in the salesdepartment, is issued a USB print device. You need to configure Marc's computer so that he can install the new device and appropriate drivers. You log on to Marc's computer to disable the restrictions on loading unsigned drivers. All other local computer policies are configured with default settings. You restart Marc's computer. Marc connects the print device to his computer. He reports that the printer does not appear in the Printers system folder, and he cannot print any documents.

You need to ensure that Marc can install the printer and can print documents. What

should you do?

- A. Add Marc to the local Print Operators group on his computer.
- B. Add the /fastdetect switch in the Boot.ini file on Marc's computer.
- C. Disable the Prevent users from installing printer driver local security policy setting.
- D. In the Driver Signing Options dialog box, select the Apply setting as system default check box.

Answer: D

Explanation: You only removed the restriction to install unsigned drivers from your user account. You should have selected the Apply setting as system default box.

Incorrect answers:

- A: The local Print Operators group doesn't have any specific permission to install print drivers.
  - B: The /fastdetect switch in the Boot.ini file only affects the boot behavior of Windows. It has nothing to do with Windows drivers.
  - C: Marc would have been able to install the driver if it had been a driver would have been signed.
- The Prevent users from installing printer driver is disabled by default.

---

### **QUESTION 101:**

You are the system administrator for one of Certkiller 's branch offices. The network in your branch office contains five Windows 2000 Server computers and 25 Windows 2000 Professional client computers. The domain accounts for all servers are located in an organizational unit (OU) named Servers.

New company security guidelines require all servers to allow only digitally signed drivers.

The domain administrator configures a Group Policy object (GPO) that prevents the installation of unsigned drivers. The GPO is linked to the Servers OU.

You need to ensure that all drivers that are currently installed on the servers in your branch office are digitally signed. What should you do?

- A. On each server, install the most recent Windows 2000 service pack.  
Restart the computer.
- B. On each server, ensure that Windows File Protection is configured to start automatically.
- C. On each server, run the sfc.exe command.  
Replace or uninstall any drivers that are not signed.
- D. On each server, run the sigverif.exe command.  
Replace or uninstall any drivers that are not signed.

Answer: D

Explanation: You can use Windows Signature Verification tool (Sigverif.exe).to identify unsigned drivers on a Windows-based computer.

Reference: How to Use the File Signature Verification Tool to Find Third-Party Drivers, Microsoft Knowledge Base Article - Q259283

Description of the Windows 2000 Windows File Protection Feature, Microsoft Knowledge Base Article - Q222193

Incorrect Answers

- A: The most recent service pack does not guarantee that only digitally signed drivers are used.
- B: Windows File Protections (WFP) prevents the replacement of certain monitored system files. By replacing certain monitored system files, file version mismatches can be avoided. However, WFP does not ensure that only digital signed drivers are used.
- C:  
Windows File Protections (WFP) use the System File Checker (Sfc.exe) tool to ensure integrity of the system files.

---

**QUESTION 102:**

You are a network administrator for Certkiller . You have been assigned the task to install Windows 2000 Advanced Server on a new computer. The server is equipped with two PCI network Interface Cards (NICs) and a PCI video adapter. The server's motherboard has a built-in dual-channel SCSI adapter that hosts several devices, as shown in the following table:

SCSI adapter function ID	SCSI adapter device ID	Attached SCSI device	SCSI device ID
0	14	Hard disk	0
0	14	Hard disk	1
0	14	Hard disk	2
0	14	Hard disk	3
1	14	Removable disk cartridge drive	0
1	14	Tape backup device	1
1	14	CD-ROM drive	2

The installation process begins normally. However, prior to copying files, Windows 2000 Setup informs you that it cannot detect any mass storage devices on your computer. The installation will not resume.

You need to correct this problem and complete the installation. What should you do?

- A. Reconfigure the second SCSI adapter to have a SCSI device ID of 7.
- B. Reconfigure the removable disk cartridge drive to have a SCSI device ID of 4.
- C. Reserve an IRQ for each SCSI adapter in the system BIOS.
- D. Restart setup and install the driver for the SCSI adapter during the initial file copy.
- E. Configure the system BIOS boot device option to boot from the SCSI hard drive.

Answer: D

Explanation:

Apparently Windows 2000 doesn't contain an appropriate device driver for the SCSI adapter, instead a device driver must be provided during the installation process. The SCSI device driver must be installed during the text phase of the installation process. The F6 button should be clicked when the system prompts you to click "F6" to install SCSI or RAID devices.

Incorrect Answers:

A: This is not the most likely problem. The SCSI adapter device could very well be the same on the two adapters.

B: The removable Tape backup device is physically installed on SCSI adapter 1 while the hard disks are installed on SCSI adapter 0. There should be no conflict between the devices. The removable disk drive doesn't need to be reconfigured.

C: IRQs must only be reserved for legacy devices. A dual-channel SCSI adapter is most likely not a legacy device.

E: The SCSI hard drive is not accessible. Windows 2000 Setup cannot find any mass storage devices. Changing the BIOS boot device option will not help.

---

**QUESTION 103:**

You are a helpdesk trainee at Certkiller . All client computers are installed with Windows 2000 Professional using the default installation settings. And all users in the salesdepartment use portable computers.

The users in the salesdepartment require dial-up access to Certkiller 's network when they are out of the office and you are assigned the task to configure network dial-up access for a new salesemployee named Peter.

You insert a PC Card modem into Peter's computer. You then restart the computer and log on as a local administrator. You start the Network Connection wizard, but the modem does not appear in the list of devices that you can select for marketing the dial-up connection.

You need to be able to install the modem in Peter's computer. What should you do?

- A. In the system BIOS, reserve an IRQ for the COM port that is used by the modem.
- B. In the Driver Signing Options dialog box, set File Signature Verification to Ignore.
- C. Use Device Manager to disable the computer's built-in serial ports.
- D. Manually install the modem device driver provided by the manufacturer.

Answer: D

Explanation:

We should simply install the device drivers manually. Some PC cards are not detected automatically on all computers.

Incorrect Answers:

A: It would not be necessary to reserve an IRQ for the COM port in BIOS.

B: This is not a driver signing issue. The device has not even been detected by Windows.

C: It would not be necessary to disable the built-in serial port. We must just supply the correct device drivers manually.

---

**QUESTION 104:**

You administer a Windows 2000 server computer that is used for software development and testing. The server is equipped with two hard disks. Both are formatted as NTFS and they are configured as drive C and drive D.

The server is configured with two installations of Windows 2000 Server. The server's Boot.ini file is as follows:

```
[boot loader]
timeout=10
default=multi(0)disk(0)rdisk(0)partition(1) \WINDOWS
[operating systems]
multi(0)disk(0)rdisk(0)partition(1) \WINDOWS="Microsoft Windows 2000 Server I"
/fastdetect
multi(0)disk(0)rdisk(1)partition(1) \WINDOWS="Microsoft Windows 2000 Server II"
/fastdetect
C:\CMDCONS\BOOTSECT.DAT="Microsoft Windows Recovery Console"/cmdcons
```

You want the server to start the Windows 2000 Server installation that is located on drive D, unless an administrator selects the other installation during startup. Which Boot.ini file should you use?

A. [boot loader]  
timeout=10  
default=multi(0)disk(0)rdisk(1)partition(1) \WINDOWS  
[operating systems]  
multi(0)disk(0)rdisk(0)partition(1) \WINDOWS="Microsoft Windows 2000 Server I" /fastdetect  
multi(0)disk(0)rdisk(1)partition(1) \WINDOWS="Microsoft Windows 2000 Server II"  
/fastdetect  
C:\CMDCONS\BOOTSECT.DAT="Microsoft Windows Recovery Console"/cmdcons

B. [boot loader]  
timeout=10  
default=multi(0)disk(0)rdisk(0)partition(2) \WINDOWS  
[operating systems]  
multi(0)disk(0)rdisk(0)partition(1) \WINDOWS="Microsoft Windows 2000 Server I" /fastdetect  
multi(0)disk(0)rdisk(1)partition(1) \WINDOWS="Microsoft Windows 2000 Server II"  
/fastdetect  
C:\CMDCONS\BOOTSECT.DAT="Microsoft Windows Recovery Console"/cmdcons

C. [boot loader]  
timeout=10  
default=multi(0)disk(0)rdisk(0)partition(1) \WINDOWS  
[operating systems]  
multi(0)disk(0)rdisk(0)partition(1) \WINDOWS="Microsoft Windows 2000 Server I" /fastdetect  
multi(0)disk(0)rdisk(1)partition(1) \WINDOWS="Microsoft Windows 2000 Server II"  
/fastdetect  
C:\CMDCONS\BOOTSECT.DAT="Microsoft Windows Recovery Console"/cmdcons

D. [boot loader]  
timeout=10

```
default=multi(0)disk(0)rdisk(1)partition(0) \WINDOWS  
[operating systems]  
multi(0)disk(0)rdisk(0)partition(1) \WINDOWS="Microsoft Windows 2000 Server I" /fastdetect  
multi(0)disk(0)rdisk(1)partition(0) \WINDOWS="Microsoft Windows 2000 Server II"  
/fastdetect  
C:\CMDCONS\BOOTSECT.DAT="Microsoft Windows Recovery Console"/cmdcons
```

Answer: A

Explanation: We want to change the default boot partition. The line beginning with multi=0 defines the default boot partition. We should use the first partition on the second disk. The first partition is denoted partition(1) since partitions are numbered starting from 1. The second disk is denoted rdisk(1) since disks are numbered starting from 0. We should use the default line of:

```
default=multi(0)disk(0)rdisk(1)partition(1) \WINDOWS
```

Incorrect Answers:

B: We should use the partition(1) parameter since the scenario doesn't mention that the D hard drive is partitioned. We must use the first and only partition on drive D.

C: The rdisk parameter on the default= line should be rdisk(1) not rdisk(0), since D is the second hard disk..

D: The partition parameter on the default= line should be partition(1) not partition(0). There is no partition 0.

---

### **QUESTION 105:**

You are the network administrator for Certkiller 's branch office. You are responsible for a deployment of a new custom software application. The software will be deployed to all computers in your office this evening.

The following morning, you receive reports from users in your office that their computers will not start. Each computer stops a responding at the Windows 2000 Professional logon screen.

You contact the main office and the application's developers inform you that the new application includes a service named Data Listener. They discovered a problem with the service that is preventing the client computers in your office from starting.

The programmers at the main office will attempt to correct the problem. Until the problem is corrected, you need to allow your users to start their client computers normally and to access network resources. You need to accomplish this task as quickly as possible.

What should you do on each client computer?

- A. Restart the computer by using safe mode.
- B. Restart the computer by using a startup floppy disk, and run the fixmbr command.
- C. Restart the computer by using the Recovery Console. Run the disable "Data Listener" command.
- D. Restart the computer by using the Windows 2000 Professional CD-ROM, and select the option to repair the installation.

Answer: C

Explanation: The recovery console can be used to disable a network service that prevents the computer from starting.

Note: The Recovery Console is a command-line interface that can be used to access a hard disk of a Windows 2000 computer system. It can be accessed from the Windows 2000 Professional installation CD-ROM and can be used to repair an installation of Windows 2000 Professional by repairing the registry or by disabling a device driver or service. To repair an installation of Windows 2000 Professional by disabling a device driver, boot the computer from the Windows 2000 Professional installation CD-ROM. On the Welcome to Setup screen, click R to open the Repair Options screen, and click C to activate the Recovery Console. If we are unsure of the name of the service or driver that is causing the problem we can type 'listsvc' to obtain a list of the device drivers and services that currently installed on the computer. Then use the disable "Data Listener" command to the disable the faulty service.

Incorrect answers:

A: The computer would probably not start in safe mode due to the faulty service. Furthermore, just starting the computer in Safe Mode does not achieve much.

B: You cannot start the computer with a startup floppy disk.

In recovery console the fixmbr command would replace the master boot record.

D: Repairing the installation is unnecessary and would require more effort. Only the service must be disabled.

---

### **QUESTION 106:**

You are a network administrator for Certkiller . Maria, a user in the salesdepartment, reports that her Windows 2000 Professional computer has stopped responding.

You examine the computer and discover that it is displaying a STOP message. Maria reports that the computer has been displaying a STOP message intermittently during the past several days. After a reboot the computer functions normally.

A few minutes later, Maria reports that the computer has stopped responding again. You investigate and discover the same STOP message. The documentation for Maria's computer indicates that the only major change to her computer was a new network adapter card that was installed in the computer 10 days ago.

You set up a second Windows 2000 Professional computer for Maria to use. You need to provide access to her original computer so that she can copy three files onto a floppy disk and copy them to the second computer. However, when you restart her original computer, it displays a STOP message after only a few minutes.

You need to provide Maria with access to the files on her original computer. You need to accomplish this task as quickly as possible.

What should you do?

A. Restart the original computer by using safe mode.

B. Restart the original computer by using the last known good configuration.

C. Restart the original computer by using an Emergency Repair Disk.

D. Restart the original computer by using the Windows 2000 Professional CD-ROM, and select



the option to repair the installation.

Answer: A

Explanation: We need to get the files on diskette as quickly as possible. By starting the computer in safe mode many device drivers and services will not be loaded. In particular the network adapter driver, which looks like a probable cause of the problems, would not be loaded. In safe mode we would be able to copy the required files to the diskette.

Incorrect answers:

B: The last known good configuration would only restore the computer in the state it had at the previous successful logon which is the same as the current state in this scenario.

C: You cannot start a computer by using an Emergency Repair Disk.

D: Repairing the installation is not a bad idea. But we want to copy the files as fast as possible and repairing the installation could require quite some time.

---

**QUESTION 107:**

You are a desktop administrator for Certkiller . All client computers are installed with Windows 2000 Professional.

You have installed a new Plug and Play combination scanner and print device on a user's computer. You connected the print device to the computer's parallel port. However, you discover that Windows 2000 does not detect the new print device.

You open Device Manager on the computer and discover that there is no listing for the printer or for any unidentified devices. You run the Scan for hardware changes command in Device Manager, but no new hardware is detected.

You want Windows 2000 Professional to detect and install drivers for the new print device. What should you do?

- A. In the system BIOS, enable Enhanced Parallel Port (EPP) support.
- B. In the Driver Signing Options dialog box, set File Signature.
- C. Use the Add/Remove Hardware wizard to install the manufacturer's printer driver.
- D. Turn off the computer, and then turn off the print device, and then turn on the computer.

Answer: A:

Explanation: Windows is unable to detect the plug and play device. We should enable EPP support in BIOS, restart the computer, and attach the device. Windows 2000 would then be able to detect it.

Incorrect answers:

B: Changing Driver signing options would not enable Windows 2000 to find any new hardware devices. Driver signing options are used configure how unsigned drivers will be handled.

C: The device is Plug and Play device so Windows 2000 should have been able to detect it.

D: This is a Plug and Play device. Turning off the computer would not be necessary and it would not help.

**QUESTION 108:**

You are the evening-shift administrator of a Windows 2000 Server computer acting as a fileserver with a single NTFS logical volume.

The day-shift administrator reports that the server displayed a STOP message earlier in the day. The day-shift administrator restarted the server, resulting in the same STOP message. The administrator also attempted to perform a repair installation, but the server again displayed the same STOP message. You replace each hardware component in the server with components that are known to function correctly, but the server continues to display the STOP message.

You have a tape backup of the server's shared files from two nights ago. The backup is approximately 400 GB in size.

You need to provide users with access to the shared files as quickly as possible. You need to ensure that the security permissions on the shared files remain the same, and you want to minimize the amount of data that is lost.

What should you do?

- A. Restore the shared file from the backup tape to a FAT32 volume on a different Windows 2000 Server computer.
- B. Restore the shared files from the backup tape to NTFS volume on a different Windows 2000 Server computer.
- C. Restart the server by using the Recovery Console. Copy the shared files onto floppy disks, and then copy the files from the floppy disks onto a different Windows 2000 Server computer.
- D. Perform a parallel installation of Windows 2000 Server on the server.

Answer: D

Explanation: The fastest way to access to shared files would be to do a parallel install. This would typically take less than one hour. The NTFS security permission would still be the same. You would have to configure the share permission manually.

Reference: HOW TO: Perform a Parallel Installation of Windows 2000 (Q266465)

Incorrect answers:

A: FAT32 volumes don't support NTFS permissions. All NTFS permissions would be lost if the backup was restored on a FAT32 volume.

B: Restoring the files to a NTFS volume on another computer would work but it would not be the quickest way to recover the files. A fast tape drive could restore 1GB/minute. Restoring 400GB would require more than six hours.

C: Using the Recovery Console you would be able to copy files from a diskette to the hard disk. However, you would not be able to copy anything from the hard disk to a floppy disk.

---

**QUESTION 109:**

You are the network administrator for Certkiller 's New Yorkbranch office. The main office sends you three new Windows 2000 Server computers, each one with a single hard disk, which is configured as a single NTFS logical volume.

You want to ensure that you can continue to access the NTFS volume on each server in the

event that Windows 2000 Server fails to start. You want to be able to access each volume without having to start the server from a CD-ROM or a floppy disk. What should you do on each server?

- A. Ensure that the Everyone group has the Allow-Full Control permission for the root folder of the hard disk.
- B. Copy the i386 folder from the Windows 2000 Server CD-ROM to the folder named \Windows\Options on the hard disk.
- C. Place your domain users account in the local Administrators group.
- D. Run the winnt32.exe/cmdcons command from the Windows 2000 Server CD-ROM.

Answer: D

Explanation: The recovery console can be copied from the Windows 2000 Installation CD to the hard disk with the winnt32.exe/cmdcons command. Then it would be possible to start the Recovery Console without the use of the Windows 2000 Installation CD.

Note: The Recovery Console is a command-line interface that can be used to access a hard disk of a Windows 2000 computer system. It can be accessed from the Windows 2000 Professional/Server installation CD-ROM and can be used to repair an installation of Windows 2000 Professional/Server by repairing the registry or by disabling a device driver or service. Usually you start the Recovery by booting the computer from the Windows 2000 Professional installation CD-ROM. On the Welcome to Setup screen, press R to open the Repair Options screen, and press C to activate the Recovery Console.

Incorrect Answers:

- A: Assigning permission to the root folder on the hard disk would not make it possible access it when Windows fails to start.
- B: Simply copying the i386 folder will not help. The recovery console must be copied to the hard disk by the winnt32.exe/cmdcons command.
- C: More local Administrators would not help in accessing the hard disk if the Windows 2000 Server fails to start.

---

### **QUESTION 110:**

You are the administrator of a Windows 2000 Server computer that runs a client/server application that is used by 2,000 users in Certkiller .

During a scheduled maintenance period, you install a faster network interface card (NIC) in the server, and you install the software drivers provided by the card manufacturer. The old network card and drivers are uninstalled.

Shortly after you restart the server and log on as the local Administrator, the server stops responding and displays a STOP message. You restart the server again, and it displays a STOP message a few seconds after it displays the logon screen.

You remove the new network adapter card and reinsert the original card. You restart the server and it again displays the STOP message a few seconds after it displays the logon screen.

You need to return the server to normal operation as quickly as possible. What should you do?

- A. Restart the server using the last known good configuration. Reinstall the drivers for the original network adapter card.
- B. Restart the server by using safe mode. Uninstall the new network adapter card drivers, and restart the computer. Reinstall the drivers for the original network adapter card.
- C. Restart the server by using the Windows 2000 Server CD-ROM, and select the option to repair the installation. Restart the server. Reinstall the drivers for the original network adapter card.
- D. Restart the server by using the Windows 2000 Server CD-ROM, and select the option for the Recovery Console. Copy the drivers for the original network adapter card from the CD-ROM provided by the network adapter card manufacturer.

Answer: B

Explanation: Safe Mode can be used to disable or uninstall device drivers that don't function.

Incorrect Answers:

- A: The Last Known Good Configuration was replaced when you were able to log on. It cannot be used to revert to the state before the new network adapter device driver was installed.
- C: Repairing the installation would be a long process. It is simpler just disabling the device driver.
- D: The Recovery Console could also be used, but we should then use it to disable the device driver. It is not possible to install a device driver using the Recovery Console.

---

**QUESTION 111:**

You are the network administrator for one of Certkiller 's branch offices. A user named Marc reports that his Windows 2000 Professional computer will not start.

You investigate, and you discover that Marc's computer is displaying the following error message: "Invalid disk or operating system not found." Your computer configuration documentation indicates that Marc's computer is configured as a single NTFS logical volume.

You need to restore Marc's computer to normal operation as quickly as possible. What should you do?

- A. Restart the computer by using the Windows 2000 Professional CD-ROM, and select the option for the Recovery Console. Run the fixmbr and fixboot commands.
- B. Restart the computer by using the Windows 2000 Professional CD-ROM, and select the option for the Recovery Console. Run the enable "Workstation" command.
- C. Restart the computer by using the Windows 2000 Professional CD-ROM, and perform a parallel installation to a different folder on the hard disk
- D. Restart the computer by using a floppy disk, and copy the Ntldr file from the Windows 2000 Professional CD-ROM to the root folder of Drive C.

Answer: A

Explanation: We start the recovery console and then use the fixmbr command to restore the master boot record, and then the fixboot command to restore the boot sector.

Note: The Recovery Console is a command-line interface that can be used to access a hard disk of a Windows 2000 computer system. It can be accessed from the Windows 2000 Professional installation CD-ROM. Boot the computer from the Windows 2000 Professional installation CD-ROM. On the Welcome to Setup screen, click R to open the Repair Options screen, and click C to activate the Recovery Console.

Incorrect answers:

B: This isn't a problem with a service. Starting the Workstation service will not help.

C: We don't have to make another installation just to repair the master boot record and the boot sector.

D: The problem is in the master boot record and in the boot sector (one or both). The error message would tell us if the ntldr file were missing.

---

**QUESTION 112:**

You are an OU (Organizational unit) administrator of Certkiller's Active Directory forest. Under a routine maintenance you accidentally delete the user ID of an employee named Marc. You re-create the user ID with the same name as before but Marc now reports that he does not have the same permissions that he previously had.

You need to ensure that Marc is given all the permissions he had prior to the deletion.

Which two actions should you take? (Each correct answer presents part of the solution.

Choose two)

- A. Add Marc's user account back into all the groups it was previously a member of .
- B. Ask the domain administrator to move Marc's user account from the LostandFound container back into the OU it was previously a member of.
- C. Ask the administrator to delete Marc's user ID from within the LostandFound container.
- D. Ask the domain administrator to perform an authoritative restore of Marc's user ID from a backup.
- E. Configure Marc's account so that it does not require Kerberos preauthentication.

Answer: D, E

Explanation: We must perform an authoritative restore which only restores the user account of Marc. Then we need to configure Marc's user account to enable the option Do not require Kerberos preauthentication. This setting is disabled by default. He might not be able to log in if the Kerberos preauthentication is required. This is due to the fact that a timestamp of his last login is recorded in the Active Directory (see Note 1).

Note 1: Preauthentication is used so the system knows that the login request isn't a replay of a previous request. If preauthentication is enabled, a time stamp will be encrypted using the user's password hash as an encryption key. If the authentication server reads a valid time when using the user's password hash (stored in the Active Directory) to decrypt the time stamp, the authentication server knows that request isn't a replay of a previous request.

Note 2: The LostandFound container only contains objects that were supposed to be moved in the Active Directory, typically with the movetree command, but for some reason couldn't be

moved. These objects end up the LostandFound container.

Incorrect answers:

A: Adding Marc's user accounts back to the groups he previously was a member of would enable him to get access to some of the resources he had. He would not be able to access resources explicitly given to the old Marc account since the Security Identifier (SID) has been lost.

B: A deleted object would not be moved to the LostandFound container.

C: Marc's ID would not be present in the LostandFound container.

Reference: HOW TO: Perform an Authoritative Restore to a Domain Controller (Q241594)

Authoritative Restore of Groups Can Result in Inconsistent Membership Information Across Domain Controllers (Q280079)

---

### **QUESTION 113:**

You are a network administrator for Certkiller . All servers in the Certkiller 's main office is installed with Windows 2000 Server. Users report that the response time on a file server named ServerA is very slow. It takes several seconds to open small files that are located on the server's hard disk, and it can take several minutes to open large files. Users report that no problems occur when they access files that are stored on other servers.

You monitor ServerA by using System Monitor. You discover that the values for Disk Queue Length and SplitI/O are consistently high, even when users attempt to read small files. You also discover that the server has more than 40 GB of free space available.

You need to optimize disk read performance for Server

A. What should you do?

A. Use Disk Defragmenter to optimize the file structure on ServerA.

B. Use Disk Cleanup to remove unused files and folders from ServerA.

C. Disable write caching on the hard disk to optimize file access.

D. Configure the performance options on ServerA to optimize performance for background services.

Answer: A

Explanation: A fragmented hard disk would slow down the disk performance considerably.

Microsoft recommends a defragmentation a month.

Incorrect answers:

B: The server has 40GB of free space. On a file this would slow down the disk performance.

C: Disabling write caching would decrease, not increase, disk performance.

D: Optimizing performance for background services could improve performance of a domain controller or a SQL Server computer. It would not, however improve the performance of a file server.

---

### **QUESTION 114:**

You are the administrator of a Windows 2000 Server computer in Certkiller 's accounting department. The server is used

to run Terminal Services in application mode. All business applications used by users in the accounting department are run in a Terminal Service sessions.

A manager in the accounting department runs an application on the server. The application requires three hours to process financial and accounting data. This application must be run every Friday morning so that the data will be available to the director of accounting by 5.00 P.M. Friday afternoon.

Users in the accounting department report that when this application is running, the performance of other business applications is significantly slower. You need to allow the accounting application to run with the least amount of performance impact on the other business applications.

What should you do?

- A. Configure all other business applications to have High priority.
- B. Configure all other business applications to have RealTime priority.
- C. Configure the accounting application to have AboveNormal priority.
- D. Configure the accounting application to have BelowNormal priority.

Answer: D

Explanation:

The application should be run at a low priority level in order to make least performance impact on the other applications. Either the low or the belownormal priorities could be considered.

Note: There are 5 priority levels in Windows 2000:

Realtime: the highest level which are used by some system processes, but almost never should be used for user processes.

High: Highest recommended priority level for user processes

Above Normal

Normal The default priority setting.

Belownormal

Low The lowest priority setting.

Incorrect Answers:

A: Running at a high priority would increase the load of the server.

B: Running the application in Realtime would be the worst possible choice. The performance of the server would suffer.

C: Running at a high priority would increase the load of the server.

---

### **QUESTION 115:**

You are a network administrator for Certkiller . All servers are installed with Windows 2000 Server.

Some of the users in the finance department report significantly slow performance when they access a database application. The database application is hosted on a multiprocessor server named Server

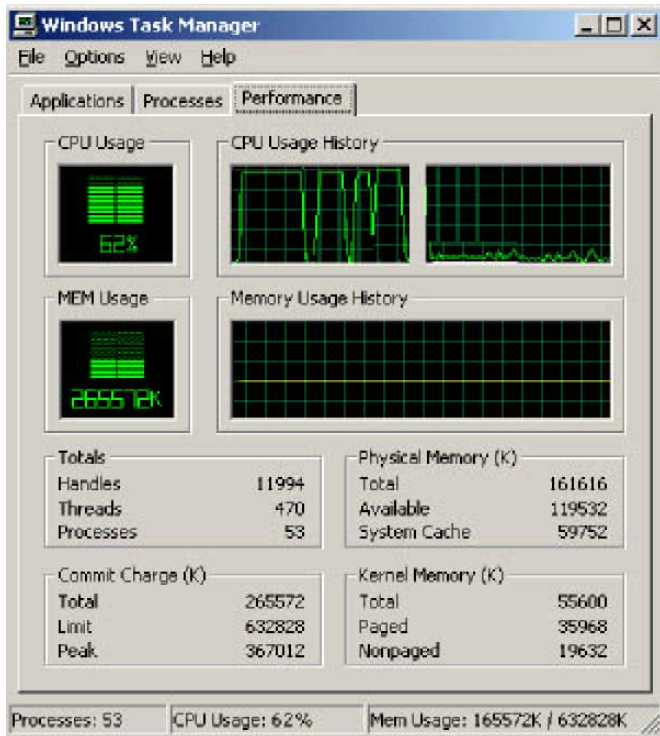
A. The application was designed for Windows NT server 4.0 computers and for symmetric multiprocessing (SMP). The application is designed to constantly run as a background application.



Users who runs the database application on ServerB do not report problems when they access the same database application. Both servers have identical hardware.

You start Task Manager on Server

A. You view the information that is shown in the exhibit.



You need to optimize performance for users in the finance department when they access the database application. What should you do?

- A. Configure the application to run in a separate memory space.
- B. Configure the application's process to run with high priority and with affinity for the second processor only.
- C. Increase the amount of physical memory and increase the size of the paging file on ServerA.
- D. Set processor affinity for the application to allow the application to use all available processors.

Answer: D

Explanation: By examining the exhibit we see that 1st processor is heavily used (on the left), but the 2nd processor is far from its capacity (on the right). The application is apparently only using the 1st processor. We must enable it to use all available processors.

Incorrect answers:

A: Windows 2000 application runs in separate memory spaces by default.

Only legacy 16-bit application would sometimes need to be configured to run in a separate memory space.

B: The application support symmetric multiprocessing and would run faster on all available

processor.

C: The memory is not the problem. According the exhibit there are lot of memory available.

---

**QUESTION 116:**

You are a network administrator for Certkiller . Some users report to you that they feel that the response time on an application server named ServerA that runs a customized application is slow. You configure System Monitor on Server

A. The results are shown in the following table:

Counter	Last	Average	Minimum	Maximum
%Disk Time	65	94	15	99
%Processor Time	45	10	0	80
Megabytes Total/sec	30	10	4	30
Pages/sec	75	75	5	80

You need to improve the performance of Server

A. What should you do?

- A. Add additional RAM to ServerA.
- B. Add an additional CPU to ServerA.
- C. Add an additional network adapter to ServerA.
- D. Add an additional Active Directory domain controller to the network.
- E. Upgrade to a faster disk subsystem on ServerA.

Answer: A

Explanation: An average Pages/Sec with 20 or above (here 75) indicates that the system requires more memory.

Incorrect answers:

B: The processor is not overloaded. The processor would be overloaded if the average % Processor Time counter is over 85% (here 10%).

C: The Megabytes Total/sec counter indicates how much network traffic is handled by the network adapter. An average value 10 is normal.

D: An Additional Domain Controller could be considered if either the processor, network card, or the hard disk were overloaded. This is not the case in this scenario.

E: The % Disk Time counter is the percentage of elapsed time that the selected disk drive is busy servicing read or write requests. An average value 90 or above (here 94) would indicate a disk bottleneck. But in this scenario this is not the case since the high %Disk Time value depends on the excessive paging due to lack of RAM. When we increase RAM the %Disk Time would be reduced.

**QUESTION 117:**

You are the network administrator for Certkiller . The network contains a Windows 2000 Server computer named Certkiller 1, which runs four server applications that are accessed by company employees.

Certkiller 's software developers install a new application on Certkiller 1. Several employees now report that all the applications are responding very slowly.

You notice that the hard disks on Certkiller 1 are constantly busy. You open Task Manager on Server. The information on the Performance tab is summarized in the following table.

<b>Performance item</b>	<b>Performance value</b>
Commit Charge Total	735214
Commit Charge Limit	736819
Commit Charge Peak	736819
CPU Usage	85%
MEM Usage	734687
Physical Memory Total	130612
Physical Memory Available	65535
Physical Memory System Cache	56400
Total Processes	56

You need to improve the performance of Certkiller 1 as much as possible. What should you do?

- A. Increase the amount of RAM installed in Certkiller 1.
- B. Install an additional processor in Certkiller 1.
- C. Install more hard disks in Certkiller 1.
- D. Increase the size of the paging file on Certkiller 1.

Answer: A

Explanation: The table shows that the MEM usage is much higher than total physical memory. We also see that the CPU usage is high (85%), this can be explained by excessive paging. Certkiller 1 needs more memory.

Incorrect Answers

B: The high CPU usage is due inadequate RAM.

C: Additional hard disk would not address the memory problem.

D: Since the MEM usage is much higher than the available RAM the paging file must be quite large already.

---

**QUESTION 118:**

You are a domain administrator for a network containing a Windows 2000 Server computer that is configured as a member server. Your computer is a Windows 2000

Professional computer named CK1 .

You run Performance Monitor on the member server and configure an alert to notify you at CK1 when CPU usage is more than 90 percent.

You want to ensure that you receive alerts on CK1 . Which two actions should you take? (Each correct answer presents part of the solution. Choose two.)

- A. Ensure that the Alerter service is running on the member server.
- B. Ensure that the Server service is running on the member server.
- C. Ensure that the Messenger service is running on the member server.
- D. Ensure that the Alerter service is running on CK1 .
- E. Ensure that the Messenger service is running on CK1 .
- F. Ensure that the Workstation service is running on CK1 .

Answer: A, E

Explanation: The Sysmon tool in Windows 2000 is used to create performance alerts.

When you create and use alerts, the following services must be running on the computers involved so that events are recorded and alerts are sent:

You should run the Alerter and Messenger services on the computer(s) performing the monitoring.

You should run the Messenger service on the computers that receive messages.

The Alerter service is started by default on Windows 2000 Server but is not in Windows 2000 Professional.

The Messenger service is started by default.

A: We should make sure that the alerter service is running on the member.

E: We are not receiving any messages on the member server. We do not need the messenger service running on the member server.

Reference: Microsoft Knowledge Base Article - Q244640, Creating Performance Alerts in Windows 2000

Incorrect Answers

B: The server service is required in order to provide network services to clients. It is not required here.

C: The messenger service must run on the client.

D: The alerter service must run on the member server.

F: The workstation service is used to enable browsing of the network.

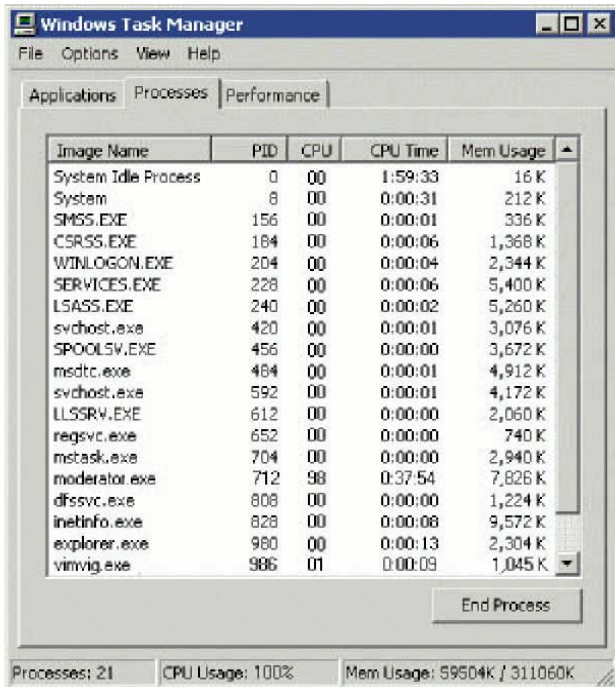
---

### **QUESTION 119:**

You are the network administrator for Certkiller . The network contains a Windows 2000 Server computer named Certkiller App that runs three software applications created by Certkiller 's software development team.

One of the developers reports that all the software applications running on Certkiller App are responding slowly. Troubleshooting reveals that one of two applications probably is affecting the others. However, the developer does not know which application might be causing the problem.

You open Task manager on Certkiller App and view the results shown in the exhibit.



You need to ensure that the developer can rest the application that is causing the problem. You also need to ensure that the other applications on Certkiller App functions properly. What should you do?

- A. In Task Manager, select moderator.exe and click End Process.
- B. In Task Manager, right-click System, select Set priority, and then select High.
- C. From the command line, run the net stop 712 command.
- D. From the command line, run the start mstask.exe /high command.

Answer: A

Explanation: The moderator process is using 98% of the CPU. We must end it.

Incorrect Answers

B: Increasing the priority of the System process from Normal to High, would do more harm than good. Furthermore, the moderator.exe process would still be running.

C: The Net Stop command does not work with PID (Process identifiers) only the service name.

D: The mstask.exe process is used to run scheduled jobs. Increasing the priority of the scheduler would not address the current problem.

## QUESTION 120:

You are a domain administrator for Certkiller 's network containing three Windows 2000 Server domain controllers and one Windows 2000 Server member server.

The member server is configured three hard disks, which use software RAID-5. The member server is configured for Routing and Remote Access dial-up access and contains an ISA card that has 12 modems attached. Usage of the member server's disk subsystem is occasionally as much as 80 percent. This level of usage results in slow response times for dial-in users.

You run System Monitor on the member server. The System Monitor results are shown in the following table.

<b>Object</b>	<b>Counter</b>	<b>Average value</b>
System	Processor Queue Length	1
Processor	%Processor Time	56
Processor	Interrupts/sec	320
PhysicalDisk	Disk Queue Length	1
PhysicalDisk	Disk Bytes/sec	1900 KB
PhysicalDisk	%Disk Time	74
Memory	Page Faults/sec	10
Memory	Page Reads/sec	9
Memory	Pages/sec	50

You want to maximize the performance of the member server. What should you do?

- A. Increase the number of hard disks in the RAID-5 system.
- B. Upgrade the RAM.
- C. Upgrade the processor.
- D. Upgrade the ISA card to PCI.

Answer: B

Explanation: We need to identify the bottleneck. An average Pages/Sec with 20 or above (here 50) indicates that the system would require more memory. This also explains the high disk utilization. We should upgrade the RAM.

Reference: Technet Windows 2000 Server Resource kit: Performance Monitoring  
HOW TO: Be Reminded When Your Computer Resources Are Running Low in Windows 2000 Server, Microsoft Knowledge Base Article - Q300237

Incorrect Answers

A: The % Disk Time counter is the percentage of elapsed time that the selected disk drive is busy servicing read or write requests. An average value 90 or above (here 74) would indicate a disk bottleneck. Furthermore, the high value can be explained by the high Pages/Sec counter value.

We could also examine the Disk Bytes/Sec counter. A Disk Bytes/sec count lower than 20K may indicate a bottleneck. It is currently at 1900KB, which is a normal value.

C: The processor is not overloaded. The processor would be overloaded if the average % Processor Time counter is over 85% (here 20%) or when the Processor Queue Length consistently has a value of 4 or above.

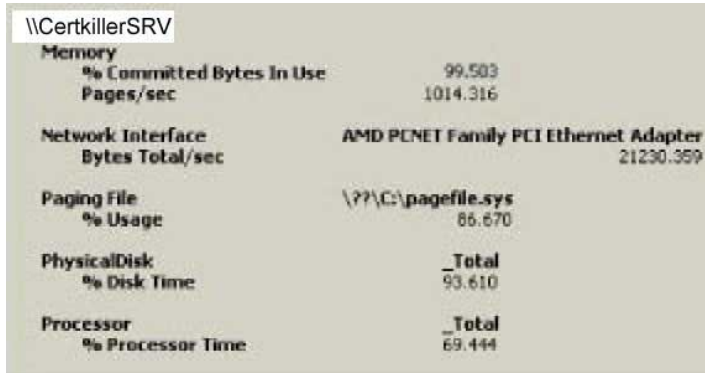
D: The ISA card does not seem to be the bottleneck.

---

### **QUESTION 121:**

You are a network administrator for Certkiller . Certkiller Srv is a Windows Server 2000

application server on the network. Certkiller Srv is equipped with one processor and has been running for several weeks without rebooting. Recently you added a new application to Certkiller Srv. Users now report intermittent poor performance on Certkiller Srv. You configure System Monitor and track the performance of Certkiller Srv for two hours. You obtain the performance metrics that are summarized in the exhibit.



\\CertkillerSRV	
Memory	
% Committed Bytes In Use	99.503
Pages/sec	1014.316
Network Interface	AMD PCNET Family PCI Ethernet Adapter
Bytes Total/sec	21230.359
Paging File	\\??\\C:\\pagefile.sys
% Usage	86.670
PhysicalDisk	_Total
% Disk Time	93.610
Processor	_Total
% Processor Time	69.444

The values of the performance metrics are consistent over time. You need to identify the bottleneck on Certkiller Srv and upgrade the necessary component. You need to minimize hardware upgrades. What should you do?

- A. Install a faster CPU in Certkiller Srv.
- B. Add more RAM to Certkiller Srv.
- C. Add additional disks and spread the disk I/O over the new disks.
- D. Increase the size of the paging file.

Answer: B

Explanation:

Reference, Windows help:

Determining acceptable values for counters

In general, deciding whether or not performance is acceptable is a judgment that varies significantly with variations in user environments. The values you establish as the baselines for your organization are the best basis for comparison. Nevertheless, the following table containing threshold values for specific counters can help you determine whether values reported by your computer indicate a problem. If System Monitor consistently reports these values, it is likely that hindrances exist on your system and you should take tune or upgrade the affected resource.



For tuning and upgrade suggestions, see Solving performance problems.

Resource	Object\Counter	Suggested threshold	Comments
Disk	Physical Disk\% Free Space Logical Disk\% Free Space	15%	
Disk	Physical Disk\% Disk Time Logical Disk\% Disk Time	90%	
Disk	Physical Disk\Disk Reads/sec, Physical Disk\Disk Writes/sec	Depends on manufacturer's specifications	Check the specified transfer rate for your disks to verify that this rate does not exceed the specifications. In general, Ultra Wide SCSI disks can handle 50 to 70 I/O operations per second.
Disk	Physical Disk\Current Disk Queue Length	Number of spindles plus 2	This is an instantaneous counter; observe its value over several intervals. For an average over time, use Physical Disk\Avg. Disk Queue Length.
Memory	Memory\Available Bytes	Less than 4 MB	Research memory usage and add memory if needed.
Memory	Memory\Pages/sec	20	Research paging activity.
Paging File	Paging File\% Usage	Above 70%	Review this value in conjunction with Available Bytes and Pages/sec to understand paging activity on your computer.
Processor	Processor\% Processor Time	85%	Find the process that is using a high percentage of processor time. Upgrade to a faster processor or install an additional processor.
Processor	Processor\Interrupts/sec	Depends on processor; 1000 interrupts per second is a good starting point	A dramatic increase in this counter value without a corresponding increase in system activity indicates a hardware problem. Identify the network adapter causing the interrupts. You might need to install an additional adapter or controller card.

### QUESTION 122:

You are a network administrator for Certkiller . A new company IT security policy requires that new server installations include the most recent services pack. 100 new server installations are planned for the next three months.

You need to deploy the new servers with the least amount of administrative effort. What should you do?

- A. When each new computer is delivered, install Windows 2000 Server on it. Then run the update.exe command from the service pack CD-ROM.
- B. When each new computer is delivered, install Windows 2000 Server on it. Then run the setup.exe command from the service pack CD-ROM.
- C. When the first new computer is delivered, install Windows 2000 Server on it. On drive C, create a folder named Win2000 and copy the contents of the Windows 2000 Server CD-ROM into this folder. Run the update.exe -s:c:\Win2000 command from the service pack CD-ROM. Create a new installation CD-ROM that contains the contents of the Win2000 folder, and use this CD-ROM for all subsequent new server installations.
- D. Install Windows 2000 Server on an existing server. On drive C, create a folder named i386 and copy the contents of the Windows 2000 Server CD-ROM into this folder. Run the setup.exe

-s:c:\i386 command from the service pack CD-ROM. Create a new installation CD-ROM that contains the contents of this folder, and use this CD-ROM for all subsequent new server installations.

Answer: C

Explanation: We slipstream the service pack into the Windows 2000 Server installation directory with the command update.exe -s:c:\Win2000. The -s switch is used for slipstreaming.

Note: The slipstreaming requires that Windows 2000 already be installed on the computer.

Incorrect Answers:

A: Manually applying the service packs would take a lot of time and effort.

B: Service packs are applied by starting the utility update.exe, not setup.exe.

D: To slipstream a service we should use the update.exe utility not setup.exe.

Note: The naming of the folder i386 suggests that only the files of the i386 would be copied to the hard drive. It would be better to copy all files from the CD-ROM.

---

### **QUESTION 123:**

You are a network administrator for Certkiller . You have been assigned the task to deploy 25 new Windows 2000 member servers and 25 new Windows 2000 Domain controllers. All Active Directory server accounts are in the default locations.

It is required that you install 290 hotfixes as part of the operating system installation on the new computers. The hot fixes must not be installed on any current Windows 2000 Server computers.

You create a distribution folder for the hotfixes. What should you do next?

A. Use Setup Manager to create an answer file that will run a script to install the hotfixes from the distribution folder during setup.

B. Use Setup Manager to create an answer file. Add lines in the Cmdlines.txt file to install the hotfixes from the distribution folder during setup.

C. Create a script that will install all of the hotfixes automatically. Configure a Group Policy Object (GPO) and link it to the domain level to run the script on startup.

D. Create a Group Policy Object (GPO) and link it to the Domain Controllers OU and to the Computers container. Configure the GPO to assign the hot fixes as assigned applications.

Answer: B

Explanation: Hot Fixes are minor patches, usually limited to a few files covering a specific aspect of the product, which repair, replace, or enhance a function. Hot fixes are packaged as auto-extracting files that include a file called hotfix.exe that runs the install.

The Cmdlines.txt file contains the commands that GUI mode runs when installing optional components, such as hot fixes that must be installed immediately after the installation of Windows 2000.

Incorrect answers:

A: The answer file cannot run installation scripts. Instead cmdlines.txt must be used.

C: After creating a script that installs the hot fixes, configuring a GPO to run the script at startup, and linking the GPO at domain level would install the hot fixes on the existing Windows computers (except the Domain Controllers). But the hot fixes should not be installed on any current server.

D: The hot fixes must not be installed on any current server. Assigned the hot fixes with a GPO linked to the Domain Controller OU would, if it were successful, install the hot fixes on all domain controllers.

---

**QUESTION 124:**

You are the system administrator for Certkiller 's salesdepartment.

The salesdepartment has three Microsoft SQL Servers computers that are administered by you. Maria, your trainee, has been assigned the task to secure the Microsoft SQL Servers as much as possible.

She needs to find out whether a specific security hot fix is installed on all the SQL Server computers in the salesdepartment. What should you instruct her to do?

- A. Run the hfnetchk command on her client computer and specify each SQL Server computer.
- B. Run the File Signature Verification tool on each SQL Server computer.
- C. Open the URL <http://windowsupdate.microsoft.com> on each SQL Server computer.
- D. Run the msixexec command on each SQL Server computer.

Answer: A

Explanation: The Hfnetchk tool (Hfnetchk.exe) is a command-line tool that administrators can use to centrally assess a computer or group of computers for the absence of security patches.

Reference: Microsoft Knowledge Base Article - Q303215, Microsoft Network Security Hotfix Checker (Hfnetchk.exe) Tool Is Available

Incorrect Answers

B: We are not required to check status of the system files.

C: Windowsupdate.com is a good tool to apply hotfixes and windows updates to a single system. However, the hfnetchk tool is more appropriate. Furthermore, hfnetchk can be applied to a group of computers, not just a single computer.

D: The msixexec command line utility is used to install .MSI software packages, not for checking the system.

---

**QUESTION 125:**

You are an administrator of Certkiller 's single Windows 2000 Domain that contains 10 departmental organizational units (OUs). Each OU is controlled by a separate administrative group.

During a routine security audit, you find non administrator accounts in the local Administrators groups on member servers. You want to ensure that the local Administrators group on every server contains only valid administrator accounts from the appropriate department.

What should you do?

- A. Configure Group Policy for each OU to specify the appropriate membership for the local Administrators group on the servers in that OU.
- B. Configure Group Policy for the domain to specify the appropriate membership for the local Administrators group on the servers in that OU.
- C. Configure Group Policy for the default Domain Controller OU to specify the appropriate membership for the local Administrators group on the servers in that OU.
- D. In each OU, create a new child OU that contains all of the appropriate Administrator user accounts for that OU. Configure Group Policy for each new child OU to specify the appropriate membership for the local Administrators group on the servers in that OU.

Answer: D

Explanation: We must make the configuration at OU level, since we have to specify the appropriate local administrators for each OU. We do it by:

1. Create a new child OU for each departmental OU.
2. Add all the user accounts that should be member of the local Administrator group of the department to the new child OU.
3. Create a GPO for each new child OU that restricts the membership of the Local Administrators account to the members of the child OU.

Note: Domain controllers don't have any local administrators group. Only member servers or stand-alone servers have local administrator groups.

Incorrect answers:

A: We must collect the users that are allowed to be local Administrators in some way. We could put them in a group or in an OU and then let the GPO use this group or OU to restrict the membership of the local Administrators account.

B: We cannot create a GPO at domain level that restricts membership to the local Administrators group for administrators of the corresponding OU.

C: We are interested in the member servers not the domain controllers since the domain controllers don't have a local administrator group. We cannot use the default Domain Controller OU.

---

### **QUESTION 126:**

You are a member of the EnterpriseAdmins group for Trey Research. The Active Directory forest consists of a forest root domain named ad.treyresearch.com and two child domains named east.ad.treyresearch.com and west.ad.treyresearch.com. The network consists of four Active Directory sites, with five domain controllers at each site.

You do not want members of the local Administrators group to be able to log on locally on any of the domain controllers. You want to accomplish this goal with the least amount of administrative effort and without affecting other computers in the domain.

What should you do?

- A. Create a Group Policy Object (GPO) that restricts the ability to log on locally to members of the local Administrators group. Link the GPO to the ad.treyresearch.com domain.

- B. Create a Group Policy Object (GPO) that restricts the ability to log on locally to members of the local Administrators group. Link the GPO to the ad.treyresearch.com domain. Enable the No override option for the GPO link.
- C. Edit the Default Domain Group Policy Object (GPO) in each domain to restrict the ability to log on locally to members of the local Administrators group.
- D. Edit the Default Domain Controllers Group Policy Object (GPO) in each domain to restrict the ability to log on locally to members of the local Administrators group.

Answer: D

Explanation: We want to restrict the right to log on locally on the domain controllers. Only local Administrators should have this right. This can be accomplished by configuring the default Domain Controllers Group Policy in each domain.

Note: It is not possible to configure GPO at one single place in the domain tree. We must configure it for each domain. Domains function as security boundaries. Policies will not pass between domains.

Incorrect answers:

A: We must apply the GPO in every domain, not only in the root domain.

B: We must apply the GPO in every domain, not only in the root domain.

C: We should configure the default Domain Controllers GPO in each domain, not the default Domain GPO. We want to restrict logins on the domain controllers, not all computers throughout the domain.

---

### **QUESTION 127:**

You are the desktop administrator for Certkiller . You have recently had a new shipment of computers delivered. Outdated client computers will be replaced by these new computers. You install Windows 2000 Professional on one of the new computers and attempt to join the computer to the domain. You receive an error message stating that access has been denied.

You need to be able to add the new computers to the domain. After you install Windows 2000 Professional on all of the new computers, what should you do?

- A. Log on to each computer as local Administrator, and then join each computer to the domain.
- B. Obtain permission to create computer objects, and then join each computer to the domain.
- C. For each computer, create a computer account in Active Directory, and then join each computer to the domain.
- D. Run the ipconfig/registerdns command on each computer, and then join each computer to the domain.

Answer: C

Explanation: Computer accounts can be pre-configured in Active Directory. Any user that is able to log on the domain would be able to add the preconfigured computer to the domain.

Reference: Domain Users Cannot Join Workstation or Server to a Domain, Microsoft

Knowledge Base Article - 251335

Incorrect answers:

A: A local administrator would not have permission to join the computer to the domain.

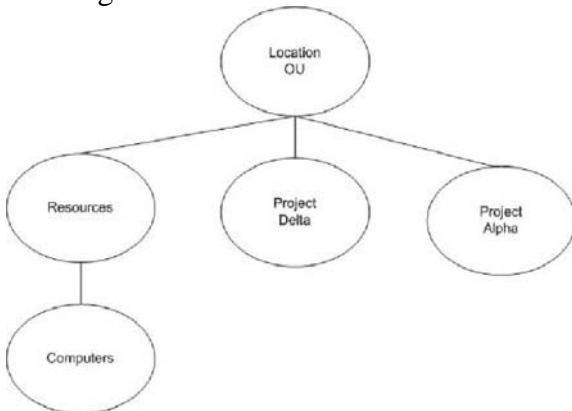
B: The permission to create computer objects would not allow you to join computers to the domain. You would require the "Delete Computer Objects" Access Control Entries (ACEs) as well (see KB251335).

D: The ipconfig/registerdns command is used to register the client in DNS. But registering the client in DNS would not enable it to join the domain.

---

**QUESTION 128:**

You are an organizational unit (OU) administrator for Certkiller's Active Directory domain. The top-level OUs in Active Directory are organized by physical location. All OU administrators have permissions to administer only the OUs for which they are responsible. Your OUs and user accounts are organized based on the projects the users are working on. The OU structure is shown in the exhibit.



The OU for your location has a Resources OU under it which contains published shared folders and a Computers OU that contains all the computer accounts at your location. Multiple templates have been created for use with Microsoft Project. These templates are in a file share named Templates that is published to the Resources OU as ProjectTemplates. The ProjectLeads group has permissions for the Template file share. All user accounts in the Project Delta OU are members of the ProjectLeads group and therefore have access to the Templates file share. You need to ensure that Andrea has access to the Templates file share. What should you do?

- A. Delegate control of the Project Alpha OU to the ProjectLeads group.
- B. Move Andrea's user account to the Project Delta OU.
- C. Assign Andrea the Allow-Read permission for the Resources OU.
- D. Add Andrea's user account as a member of the ProjectLeads group.

Answer: D

Explanation: The ProjectLeads group has permissions for the Templates file share. Simply adding Andrea to this group would give access to Templates file share.



Reference: Publishing a Shared Folder in Windows 2000 Active Directory (Q234582).

Incorrect answers:

A: Delegating control of an OU would not let a user gain control to a published resource in an OU.

B: Existing users in the Project Delta OU are members of the ProjectLeads group. However, users placed in Project Delta are not automatically added to ProjectLeads group, and they will not obtain access to the Templates file share..

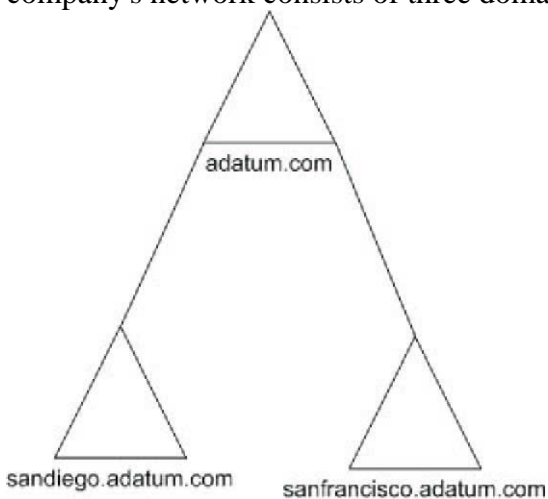
C: Assigning Andrea read permissions to the Resources OU would let her user account be applied with all GPOs linked to the Resources OU. As far as we know there is no GPO linked to the Resources OU that would give her access to the Template file share. There is a GPO linked the OU which publishes the file share, but Andrea would not be able to access it unless she share permissions to it.

---

**QUESTION 129:**

You are a domain administrator for

A. Datum Corporation. The company's network consists of three domains, as shown in the exhibit.



You are responsible for the sandiego.adatum.com domain. The sandiego.adatum.com domain contains users accounts for 50 of the employees in the finance department. Recently, a shared folder named FinanceA was created in the sandiego.adatum.com domain. FinanceA can be accessed by only those 50 employees. FinanceA contains forms that are used by the 50 employees.

You are instructed to create a group on your domain controllers that will allow finance users whose user accounts are in global from the other domains to access Finance

A. You

must accomplish this goal while minimizing replication overhead.

What should you do?

A. Create a global group. Add the appropriate groups from the other domains to the global group. Assign the global group permissions for FinanceA.

B. Create a domain local group. Add the appropriate groups from the other domains to the domain local group. Assign the domain local group permissions to the FinanceA.



C. Create a universal group. Add the appropriate groups from the other domains to the universal group. Assign the universal group permissions for FinanceA.

D. Create a distribution group. Add the appropriate groups from the other domains to the distribution group. Assign the distribution group permissions for FinanceA.

Answer: B

Explanation: The preferred Microsoft solution is:

1. Assign appropriate permissions to a domain local group.

In this scenario the domain local group is assigned permissions to the FinanceA share.

2. Add the appropriate groups from the other domain (and the current domain) to the domain local group.

Incorrect answers:

A: A global group can only contain USER accounts, computer accounts, and global groups from the same domain. A global group cannot contain global groups from other domains.

C: Creating a universal group, assigning the appropriate permission the universal, and adding the appropriate global groups from the other domains would work. This would not be the best solution though since changes in the universal group would have to be replicated between the domains. A domain local group is local in scope and would not have to be replicated to the other domains.

D: A distribution group is only used by applications, not by Windows 2000. A distribution group cannot be used to configure permissions.

---

### **QUESTION 130:**

You are the network administrator for Certkiller . You have created a global distribution group named ITStaff, the ITStaff group is a member of a domain local group named Public. You create a global distribution group named Public. The Public Group has the READ permission for a resource on the domain controller. The resource is named Res1. Ten employees in the IT department need access to Res1. You add the user accounts for the 10 employees to attempt to access Res1 immediately. They report that they cannot access Res1.

You need to ensure that the 10 employees can access Res1. What should you do?

A. Configure the ITStaff group's group type to be a universal group and instruct 10 employees to logout and to log in again.

B. Configure the Public group's group type to be a universal group, and instruct the 10 employees to log out and to log in again.

C. Configure the ITStaff group's group type to be a security group, and instruct 10 employees to logout and to log in again.

D. Move the user accounts of the 10 employees so that the accounts are in the same organizational unit (OU) as the ITStaff group, and instruct 10 employees to log out and log in again.

Answer: C

Explanation: A distribution group is only used by applications, for example to distribute e-mail to a group of users, and not by Windows 2000. Windows 2000 use security groups instead. You cannot assign rights or permissions to a distribution group.

Incorrect Answers:

A, B, D: A distribution group cannot be assigned rights or permissions. A security group must be used instead.

---

**QUESTION 131:**

You administer the Certkiller 's network which consists of a single Windows 2000 Domain. All client computers are installed with Windows 2000 Professional. Each department has departmental administrators who are responsible for the departments own Organizational Unit (OU) structure. Domain Administrator create the top-level departmental OUs, and the departmental administrators are delegated full control of these OUs. Departmental administrators create Child OUs, if necessary, by them self.

The departmental administrator for the finance department is out of the office and the manager of the finance department calls you to ask if you could publish a shared folder named FinanceDocs on a server named ServerA to Active Directory so that users can easily find the folder.

When you attempt to create the shared folder in the Finance OU, you receive the following error message:



You need to publish the shared folder. What should you do?

- A. Assign the Domain Admins group the Allow-Full Control share permission for FinanceDocs.
- B. Assign the Domain Admins group the Allow-Read & Executive NTFS permission for FinanceDocs.
- C. Assign the Domain Admins group the Allow-Create Child Objects permission for Finance OU.
- D. Assign the Domain Admins group the Allow-Modify Owner share permission for Finance OU and then take ownership.

Answer: C

Explanation: The exhibit in this scenario indicates that there is an access problem on the Finance OU, not an NTFS problem. You must be given access to the OU in order for you to be able to publish the folder. The Permission Create Child Objects would allow you to publish the share in the OU.

Incorrect Answers:

A: This is not an NTFS permission problem. You must be given access to the Finance OU.

B: This is not an NTFS permission problem. You must be given access to the Finance OU.

D: The Modify Owner permission allows the current owner, or any user with the Full Control permission, to give another user the right to take ownership of the object. You wouldn't be able to use this permission since you are not the owner of the OU and you don't have Full Access (we know this from the exhibit).

---

**QUESTION 132:**

You are the desktop administrator for Certkiller . You are assigned the task to supervise the companys migration from a Windows NT 4.0 domain in to a new Windows 2000 Domain. You are currently removing Windows NT workstation 4.0 computer accounts from the Windows NT domain and adding them to a Windows 2000 Active Directory domain. You add 10 Windows NT workstation computer accounts to the Active Directory domain. When you attempt to add another Windows NT workstation computer account to the Active Directory domain, you receive the following error message: "The machine account for this computer either does not exist or is unavailable."  
You need to be able to add Windows NT workstation computer accounts to the Windows 2000 Active Directory domain. What should you do?

- A. Configure a DNS server for the Windows NT workstation computers that have not been added to the Active Directory domain.
- B. Delete from the Windows NT domain the computer accounts for the Windows NT workstation computers that have not been added to the Active Directory domain.
- C. Ask the domain administrator to assign you the Allow-Create Computer objects permission for the Computers container.
- D. Ask the domain administrator to assign you the Allow-Create Computer objects permission for the Domain Controllers container.

Answer: C

Explanation: This error message occurs after you have joined 10 computers to the domain from a Windows NT 4.0 computer. In order to work around this problem you could either pre-create computer accounts in the Active Directory, or (like in this answer) assign Create Computer objects permissions on the Computers container for the user.

Reference: Domain Users Cannot Join Workstation or Server to a Domain (Q251335)

Incorrect answers:

- A: This is not a name resolution problem.
- B: Deleting the computer accounts in the old Windows NT domain will not help.
- D: The permission must be assigned to the Computer Container, not the Domain Controllers container.

---

**QUESTION 133:**

You are a network administrator for Certkiller. All user accounts and groups are in the New York organizational unit (OU).

The user accounts of the help desk personnel are members of the Helpdesk group.

You need to allow the Helpdesk group to manage group memberships, including creating and managing new groups. However, you need to ensure that help desk personnel cannot create or modify user objects.

What should you do?

- A. Under the New York OU, create two new OUs and name them NY Users and NY groups. Move all user accounts to the NY Users OU, and move all groups to the NY groups OU. Modify the Active Directory permissions for the New York OU by assigning the Helpdesk group the Allow-Full Control permission.
- B. Under the New York OU, create two new OUs and name them NY Users and NY Groups. Move all user accounts to the NY Users OU, and move all groups to the NY groups OU. Modify the Active Directory permissions for the NY Groups OU by assigning the Helpdesk group the Allow-Full Control permission.
- C. Run the Delegation of Control wizard on the New York OU. Delegate the Modify the membership of a group task to the Helpdesk group.
- D. Run the Delegation of Control wizard on the New York OU. Delegate the Create, delete, and manage groups task to the Helpdesk group.

Answer: D

Explanation: The Create, delete, and manage group right would allow the Helpdesk group to manage groups in the OU. They would also be able to create new groups.

Incorrect answers:

A: Giving the Helpdesk group Full Control permission to the New York would allow them to create and modify user objects in the New York OU and in the child OUs.

B: Assigning Full Control permission on an OU to the Helpdesk group would allow them to create and modify user objects in this OU.

C: The Helpdesk group must be able to create new groups. The Modify the membership of the group right is not enough.

---

### **QUESTION 134:**

You are a network administrator for Certkiller . The help desk manager reports that the help desk is receiving a large number of requests from sales representatives who need to have their passwords reset. The help desk manager asks you to delegate this task to someone other than help desk personnel.

The user accounts of all salesrepresentatives are in the salesUsers organizational unit. The user accounts of all sales

managers are in the Sales Manager OU and are members of the Sales Managers group.

You decide to allow the Sales managers to reset the passwords for their salesrepresentatives when necessary. You need to configure Active Directory without compromising overall network security.

What should you do to allow the members of the Sales Managers group to reset passwords for the salesrepresentatives?

- A. Run the Delegation of Control wizard at the domain level and delegate the Create, Delete, and

manage user accounts task to the Sales Managers group.

B. Run the Delegation of Control wizard on the Sales Users OU and delegate the Create, Delete, and manage user accounts task to the Sales Managers group.

C. Run the Delegation of Control wizard on the Sales Users OU and delegate the Reset passwords on user accounts task to the Sales Managers group.

D. Run the Delegation of Control wizard at the domain level and delegate the Reset passwords on user accounts task to the Sales Managers group.

Answer: C

Explanation: The managers must be given the Reset passwords on user accounts right on the Sales OU. This will allow the managers to reset passwords only for the sales representatives.

Incorrect answers:

A: The managers should not be allowed to create and delete user accounts.

B: The managers should not be allowed to create and delete user accounts.

D: The managers don't need to be able to reset passwords throughout the domain. They only need to reset passwords of the users accounts in the Sales OU.

---

**QUESTION 135:**

You are the administrator of Certkiller's Active Directory domain. The main office in London has recently got company by two branch offices located in Mexico City and New York. All user accounts for the entire company are currently in the Users container. Network administrators may configure user accounts for only their respective offices, as stated in the company's IT security policy. You create an Active Directory group for each of the three offices. The user accounts of the network administrator for each office are members of each respective Active Directory group.

You need to configure Active Directory so that each administrator group can administer the user accounts in only its respective office. What should you do?

A. Run the Delegation of Control wizard at the domain level and delegate the Full Control permission to all three of the administrators groups for all child objects.

B. Create a new Organizational Unit for all of the user accounts. Move the user accounts into the new OU. Place all three of the administrators group in the new OU.

C. Create a new organizational unit for each of the three offices. Place each of the three administrators groups in its respective OU. Run the Delegation of Control wizard on each of these OUs and delegate the Create, delete, and manage user accounts task to the respective administrators group.

D. Create a new organizational unit for each of the three offices. Move the user accounts to the appropriate OUs. Run the Delegation of Control wizard on each of these OUs and delegate the Create, delete, and manage user accounts task to the respective administrators group.

Answer: D

Explanation: We must create OUs for each of the three offices in order to be able to

separate the user accounts. After putting each user account in the correct office OU we assign the respective Administrator the appropriate administrative tasks on the OU.

Incorrect answers:

A: We need to put the users into three OUs, one for each office.

B: We need to put the users into three, not one OU, OUs, one for each office.

C: The user accounts, not the administrator's accounts, should be put into the OUs.

---

**QUESTION 136:**

You are a system administrator for Certkiller 's network which consists of a single Windows 2000 Active Directory domain. All user accounts for employees in the salesdepartment are contained within the Sales organizational unit (OU).

There are three system-administrator interns who each have a domain user account that are members of a group named Interns. The Interns group has permission to add user accounts and read user account information for the Sales OU.

Two new full-time system administrators are hired by Certkiller . The two new employees are each given a domain user account which are placed in a new group called Admin.

The Admin group needs to be granted the ability to add, remove, and manage all user accounts in the Sales OU. However, the Admin group must not be able to manage user accounts in any other OU.

You also need to modify the Interns group so that users in this group can only read user account information for the Sales OU.

You need to perform these tasks with the least amount of administrative effort. What should you do?

A. Add the Admin group to the Domain Admins group.

Add the Interns group to the Domain Users group.

B. Add the Admin group to the Account Operators group.

Add the Interns group to the Domain Users group.

C. Run the Delegation of Control wizard for the Sales OU to assign the Admin group permissions to add, remove, and manage user accounts.

Run the Delegation of Control Wizard for the Sales OU to assign the Interns group permission to read user account information.

D. Run the Delegation of Control wizard for the Sales OU to assign the Admin group permissions to add, remove, and manage user accounts.

Manually modify the permissions for the Sales OU so that the Interns group has only permission to read user account information.

Answer: D

Explanation: We use the Delegation of Control wizard to give appropriate permissions to the Admin group. Then we manually remove the permission to add, remove, and manage user accounts on the OU the Interns group.

Reference: Windows 2000, Step-by-Step Guide to Using the Delegation of Control Wizard

Incorrect Answers

A, B: We cannot use built-in groups to give the appropriate level of permissions and rights in

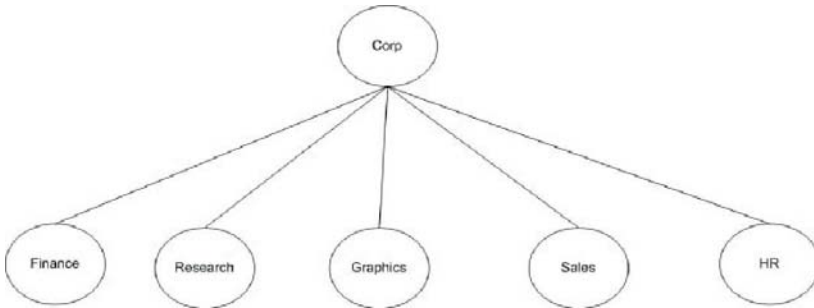
this scenario.

C: The Interns group already has permission to add user accounts. We must remove this permission.

---

**QUESTION 137:**

You are domain administrator for Certkiller 's network that consists of a single Windows 2000 domain. The organizational unit (OU) structure of the domain is shown in the OU structure exhibit below.



Departmental administrators are responsible for the administration of resources in their respective departments. Each department has its own departmental administrator.

Company IT Security Policy requires that these departmental administrators have control of the objects only in their respective OUs.

You use the Delegation of Control Wizard to delegate complete control of the each departmental OU to the administrative staff in the respective department. You next verify that the departmental administrators can successfully create users, groups, and printers in their respective OUs.

Maria is an administrator in the sales department. You receive a report from her that she cannot create a Group Policy Object (GPO) in the Sales OU. When she attempts to create a Group Policy new GPO in the OU, she receives the error message shown in the GROUP POLICY ERROR exhibit.



You verify that Maria has the Allow- Full Control permission for the Sales OU, but she still cannot create the GPO.

You need to resolve this problem. What should you do?

- A. Add Maria to the Domain Admins Security Group.
- B. Add Maria to Group Policy Creator Owner Security group.



- C. Assign Maria the Allow- Create Child Objects permission for the Corp OU.
- D. Assign Maria the Allow-Modify Ownership permission for the sales OU, and instruct her to take ownership of the OU.

Answer: B

Explanation: In order to create a GPO, a user must be a member of the built-in group called Group Policy Creator Owner. Only Domain Administrators and Enterprise Administrators can create GPOs by default.

Incorrect Answers:

- A: Adding Maria to the Domain Admins Group would give her too much permissions and rights throughout the domain.
- C: We want Maria to be able to link a newly created GPO to the OU, not to create child objects in the OU. A GPO is not a child object to an OU. A GPO is linked to an OU.
- D: We don't want Maria to take ownership of the OU. We only want her to administer it.

---

**QUESTION 138:**

You are the system administrator of an organizational unit (OU) named Sales within the Certkiller .com Windows 2000 Active Directory domain. There are 50 client computers in the salesdepartment.

Five desktop administrators are planning to install Windows 2000 Professional on the 50 client computers in the salesdepartment. You add the desktop administrators' domain user accounts to a group named Certkiller Installer.

You need to give the desktop administrators permission to add the new Windows 2000 Professional computers to the Sales OU during the installation process. The permission must not give the desktop administrators access to other resources or objects in Active Directory.

What should you do?

- A. Add the Certkiller Installer group to the Account Operators group.
- B. Modify the User Rights Assignment on the domain controllers to assign the Certkiller Installer group the Add workstations to domain right.
- C. Modify the permissions for the Sales OU to assign the Certkiller Installer group the Allow - Create computer objects permission.
- D. Run the Delegation of Control wizard for the Sales OU to assign the Certkiller Installer group permission to create all child objects.

Answer: C

Explanation: We should modify or create a GPO so that it gives the Certkiller Installer group the Create computer objects permission. We then should link the GPO to the Sales OU. This would enable the Certkiller Installer to add computers to the Sales OU, and they would not receive any further permission.

Incorrect Answers

- A: Account operators receive permissions throughout the domain. These permissions are not

restrained to any specific OU.

B: The Certkiller Installer should only be able to add computers to the Sales OU only, not to the domain.

D: We don't want the Certkiller Installer group to have the permission create any child object in the Sales OU. We just want to be able to add computers to this OU.

---

**QUESTION 139:**

Certkiller has offices in Denver, Seattle, New York, and Boston and the company's network consist of a single Windows 2000 Active Directory domain. You are a system administrator for the branch office located in Denver. Each office is configured as its own Active Directory site and there is a domain controller located at each site. All client computers are installed with Windows 2000 Professional.

While visiting the Seattle office, You need to create a user account for a new employee, so you use Active Directory Users and Computers on the local domain controller. The new employee is located in the Denver office. After a short while the employee reports that his attempts to log on to the domain are unsuccessful. You verify that the employee is using the correct password.

You need to ensure that the employee can successfully log on by using the user account that you created.

What should you do?

A. Use Active Directory Users and Computers to connect to a domain controller in the Denver office.

B. Ensure that the domain administrator restarts the File Replication service on the PDC emulator.

C. Ensure that the domain administrator forces replication of the Active Directory database.

D. Modify the new user account so that the employee is not required to change his password the next time he logs on.

Answer: C

Explanation: Domain user account information is included in the Active Directory database. The change made at the Seattle site must be replicated to Denver so that the new employee is able to use the user account.

Incorrect Answers

A: Just connecting to the Denver domain controller would not achieve much.

B: File replication does not include domain user account information.

D: The user account does not need to be reconfigured, just replicated.

---

**QUESTION 140:**

You are a network administrator for Certkiller 's network that contains 50 Windows 2000 Server computers. All server are in the Servers Organizational Unit (OU) in Certkiller 's single Active Directory domain. The network also contains 1,500 Windows 2000 Professional computers, which are in the Computers container in the Active

Directory domain.

You have been assigned the task to deploy the most recent Windows 2000 service pack. The service pack must update only the servers.

You download the service pack and extract the file into a newly created shared folder named SPFiles. You need to install the service pack on all of the servers, and you want the installation to occur on all of the servers, and you want the installation to occur with no user interaction.

What should you do?

- A. Create a Group Policy Object (GPO) and link it to the Servers OU. Under the computer configuration, configure the GPO to assign the Update.msi file from the SPFiles folder. Restart each server.
- B. Create a Group Policy Object (GPO) and link it to the Servers OU. Under the computer configuration startup script, configure the GPO to assign the Update.msi file from the SPFiles folder. Restart each server.
- C. Create a Group Policy Object (GPO) and link it to the Domain level. Under the user configuration logon script, configure the GPO to assign the Update.msi file from the SPFiles folder. Log on to each server as Administrator.
- D. Create a script that runs the Update.exe file from the SPFiles folder. Create a Group Policy Object (GPO) and link it to the Servers OU. Modify the computer configuration of the GPO to run the script on startup. Restart each server.

Answer: A

Explanation: An Update.msi package should be deployed in the domain by using a computer-level Group Policy deployment. We create a new GPO, link the GPO to Servers OU, and configure the GPO to assign the update.msi file. We then restart the server. The update.msi file will be automatically installed.

Reference:

Best Practices for Using Windows 2000 Update.msi Package for Service Pack 1 Installation (Q278503)

White Paper, Windows 2000 Service Pack 1 Installation and Deployment Guide

White Paper, Windows 2000 Service Pack 2 Installation and Deployment Guide

Incorrect Answers:

B: There is no need to use a startup script.

C: A GPO linked to domain level would be applied to all computers in the domain. We are only interested in updating the servers.

D: This proposed solution would run the installation script every time a server reboots.

Furthermore .msi files should be used for Active Directory deployment of Service packs.

Update.exe is only used on the local computer.

---

### **QUESTION 141:**

You are a network administrator for Certkiller 's network that contains 2,500 Windows 2000 Professional computers, 70 Windows 2000 Server member servers, and 5 Windows 2000 Server domain controllers. All computer accounts are in their default location in

Certkiller's single Active Directory domain.

You need to deploy the most recent service pack to all of the computers with the least amount of administrative effort. What should you do?

- A. Create a script named Update.bat that runs the Update.exe file from a network share. Create a Group Policy Object and link it to the Computers container. Set the computer configuration to run the Update.bat script on startup. Restart each computer.
- B. Create a Group Policy Object and link it to the Domain level. Configure the GPO to assign the Update.msi file under the user configuration logon script. Log on to each computer as Administrator.
- C. Create a Group Policy Object and link it to the Domain level. Configure the GPO to assign the Update.msi file under the computer configuration. Restart each computer.
- D. Create a Group Policy Object and link it to the Computer container. Configure the GPO to assign the Update.msi file under the computer configuration. Restart each computer.

Answer: C

Explanation: An Update.msi package should be deployed throughout the domain by using a Group Policy deployment. We create a new GPO, link the GPO at the domain level, and configure the GPO to assign the update.msi file under the computer configuration. We then restart the computers. The update.msi file will be applied and the service pack will be installed.

Reference:

Best Practices for Using Windows 2000 Update.msi Package for Service Pack 1 Installation (Q278503)

White Paper, Windows 2000 Service Pack 1 Installation and Deployment Guide

White Paper, Windows 2000 Service Pack 2 Installation and Deployment Guide

Incorrect answers:

A: The script would run every time a computer starts.

B: We should not use a logon script. We should simply assign the Update.msi file.

D: You cannot link a GPO to the built-in Computers container.

---

### **QUESTION 142:**

You are the administrator of an organizational unit (OU) named Operations in Certkiller's single Active Directory domain. You need to deploy an application named CorpOps to the users in the Operations OU so you create a Group Policy Object to publish the application. Certkiller frequently reassigns employees to different departments and when employees are reassigned, their Active Directory user accounts are moved to a different OU. You need to ensure that CorpOps is uninstalled when an employee's user account is moved to a different OU.

What should you do?

- A. Write a Microsoft Visual Basic Scripting Edition (VBScript) logoff script that uninstalls CorpOps. Assign the logoff script to the members of the Operations OU.
- B. Modify the permissions on the CorpOps installation package so that only members of the

Operations OU have the Read permission.

C. Configure the Group Policy Object that publishes CorpOps to uninstall the application when it falls out of the scope of management

D. Modify the GPO so that CorpOps is assigned instead of publishes

Answer: C

Explanation: When you originally deploy the software, if you want the application to be removed when a GPO no longer applies, select the Uninstall This Application When It Falls Out Of The Scope of Management option.

Incorrect answers:

A: The application should be removed when the users are removed from the OU not when they log off.

B: Modifying the permissions on the package would not, in any magical way, uninstall the application when the users are removed from the OU.

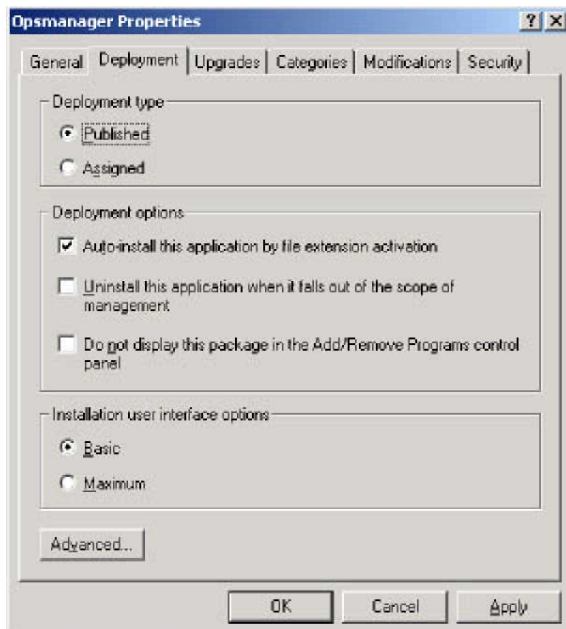
D: Assigning or publishing the application is irrelevant. The application would not be automatically uninstalled.

---

### QUESTION 143:

You are a helpdesk trainee for Certkiller , and you are today helping the administrator of an Organizational unit (OU) named Operations. You have been assigned the task to provide a new software application to the users in the Operations OU. You want the shortcut for the new application to appear on every user's Start menu, and you want the application to be installed the first time a user clicks the shortcut.

You configure a Group Policy Object (GPO) to deploy the application, as shown in the exhibit.



Users report that the shortcut for the new application does not appear on their Start menus. You need to ensure that the shortcut appears on every user's Start menu, and that

the application is installed the first time a user clicks the shortcut.  
What should you do?

- A. Modify the GPO by selecting the Maximum option under Installation user interface options.
- B. Modify the GPO by selecting the Assigned option under Deployment Type.
- C. Move the application's installation package to a network share.
- D. Share the folder that contains the application's installation package, and publish the shared folder in Active Directory.

Answer: B

Explanation: Currently the application is published. A published application is not installed automatically. You would have to manually install it from the Control Panel. An assigned application on the other hand appears on the Start menu and the installation of the application starts when this short cut is used or when a document associated with the application is opened.

Incorrect Answers:

A: The Maximum Installation user interface options option should only be used when the user is an Administrator.

C: The primary problem is that the application is published not assigned.

D: The shared folder doesn't have to be published in the Active Directory.

The application must be assigned.

---

#### **QUESTION 144:**

You are the administrator of an organizational Unit (OU) named New York which contains OUs named Operations, Accounting, and Executive. You create a software deployment Group Policy Object that assigns an application named CorpFinance and link the GPO to the New York OU.

Users in the Operations OU report that the CorpFinance application shortcut does not appear on their Start menus. Users in the Accounting and Executive OUs report that the shortcut appears on their Start menus.

You need to ensure that the CorpFinance application shortcut appears on the Start menu for every user in the New York OU. What should you do?

- A. Modify the GPO so that CorpFinance is published instead of assigned.
- B. Modify the permissions on the CorpFinance installation package so that members of the Operations OU have the Change permission.
- C. Configure the Operations OU to not block policy inheritance.
- D. Configure the GPO to use the basic installation user interface.

Answer: C

Explanation: The GPO is not applied to the Operations OU. Apparently the Operations OU blocks policy inheritance.

Incorrect answers:

- A: The application has correctly been chosen to be assigned, not published. Assigned applications appear in the Start menu, while published applications must be manually installed.
- B: The users should only have Read permission, not Change permissions, on the installation package. Only administrators should have change permission on the distribution folder. If this were a file permission problem the users in the Operations OU would get an error message indicating this problem when they started their computers.
- D: The installation user interface worked for users in the Accounting and the Executive OUs so there is nothing wrong with the installation user interface or the installation package.
- 

**QUESTION 145:**

You are a network administrator for Certkiller . You have been assigned the task to create a Group Policy Object that requires user accounts to have a minimum password length of seven characters. All of the Active Directory user accounts are in the MN Organizational Unit (OU).

You create a new GPO under the computer configuration, and name it PasswordGPO. PasswordGPO requires a minimum password length of seven characters and is linked to the MN OU. After you link the GPO, you find out that users can create passwords that are only one character in length. You need to ensure that all users in the MN OU are required to have a minimum password length of seven characters. What should you do?

- A. Remove the GPO link on the MN OU for PasswordGPO. At the domain level, add a link to the PasswordGPO, and ensure that the GPO has the highest priority.
- B. Create a new GPO and link it to the MN OU. Configure the password requirement for this GPO to be minimum of seven characters, and make the GPO the highest priority.
- C. Run the `Secedit/refreshpolicy machine_policy/enforce` command on the domain controller on which you created the GPO.
- D. Run the `Secedit/refreshpolicy user_policy/enforce` command on the domain controller on which you created the GPO.

Answer: A

Explanation:

Password policies can only be applied at domain level. They cannot be applied to an OU. We must link the PasswordGPO at the Domain level.

Incorrect answers:

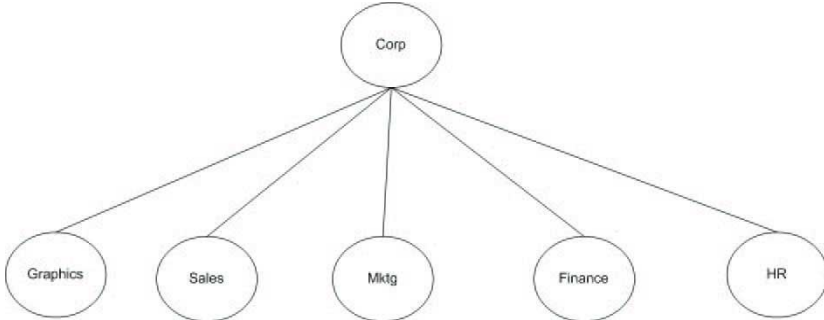
- B: Password policies can only be applied at domain level. They cannot be applied to an OU.
- C: Password policies can only be applied at domain level. The GPO must be linked at the domain level.
- D: Password policies can only be applied at domain level. The GPO must be linked at the domain level.
- 

**QUESTION 146:**

You are a network administrator for Certkiller 's network that consists



of a single Windows 2000 Domain. The domain has an Organizational unit (OU) structure, as shown in the exhibit.



All user accounts are created in the Corp OU and the user accounts are members of a CorpUsers group that is located in the Corp OU. All user accounts are also members of department-specific groups that are located in the departmental OUs.

Each department has its own administrative staff, which is responsible for creating computer accounts, troubleshooting user and computer problems, and performing general system maintenance. Departmental administrators are members of groups named <department>Admins located in the departmental OUs. Departmental administrators have been delegated full control of their OUs. All Computer accounts are located in their appropriate departmental OUs.

Group Policy Objects are configured as shown in the following table:

GPO name	Linked to	Settings/restrictions	Options
Users	Corp OU	Disable Control Panel. Remove Run command from Start menu. Disable and remove links to Windows Update. Remove "Map Network Drive" and "Disconnect Network Drive" in Windows Explorer	No override
Departmental Admins	Corp OU	No settings configured	

The departmental administrators report that they cannot access Control Panel to the Run command on their own computers or when they attempt to correct problems on users' computers.

The departmental administrators require access to the restricted tools. What should you do?

- A. Disable the No Override option for the Users GPO.
- B. Enable the No Override option for the Department Admins GPO.
- C. Select Block Policy inheritance in the Group Policy properties for each child OU.
- D. Change the Group Policy processing order to ensure that the Department Admins GPO is processed last.
- E. Assign the Deny-Apply Group Policy permissions to the various <department>Admins groups for the Users GPO.

Answer: E

Explanation: The departmental administrators are also users. The User GPO will be applied to them as well. This is the reason for the problem.

By denying the

Apply Group Policy permissions on the Users GPO for the Departmental Administrators the Users GPO would not be applied to them.

Incorrect answers:

A: Disabling the No Override option for the Users GPO would be a bad idea. Then the Departmental Administrators could override these settings for the local users.

B: The No Override option applied Departmental Admins GPO would have no effect since no settings are configured for this GPO.

C: The No Override option at the CORP OU will override the Block Policy inheritance at the departmental OUs.

D: Changing the order in which the GPOs are applied would not change matters. The Users GPO would still be applied the Departmental Administrators.

---

#### **QUESTION 147:**

You are a network administrator for Certkiller . You have been assigned the task to configure offline file settings for all users in the BostonOrganizational Unit (OU). Two new Group Policy Objects (GPOs) named CompGPO and UserGPO are added by you and linked to the BostonOU. A representation of the details of the GPOs is shown in the exhibit.

CompGPO

Computer Configuration

Administrative Templates

Network

Offline Files

Synchronize all offline files before logging off – Enabled  
Prevent use of Offline Files folder – Enabled  
Subfolders always available offline – Not Configured

UserGPO

User Configuration

Administrative Templates

Network

Offline Files

Synchronize all offline files before logging off – Enabled  
Disable user configuration of offline files – Disabled  
Prevent use of Offline Files folder – Disabled  
Administratively assigned offline files – Not Configured

Users report that they cannot synchronize their offline files. You need to ensure that users can synchronize their offline files.  
What should you do?

- A. Modify the computer configuration for CompGPO by changing the Prevent use of Offline Files folder policy to Not Configured.
- B. Modify the computer configuration for CompGPO by changing the Subfolders always available offline policy to Enabled.
- C. Modify the user configuration for UserGPO by changing the Administratively assigned offline files policy to Enabled.
- D. Modify the user configuration for UserGPO by changing the Disable user configuration of offline files policy to Enabled.

Answer: A

Explanation: By examining the exhibit we see that the CompGPO includes the configuration Prevent use of Offline Files Folder - Enabled. This setting is preventing the use of offline Files and Folders.

Incorrect answers:

B: Prevent use of Offline Files Folder setting would override the Subfolders always available offline setting.

C: The CompGPO, not the UserGPO, have to be reconfigured.

D: The Prevent use of Offline Files Folder, not the Disable user configuration of offline files setting, must be disabled.

**QUESTION 148:**

You administer a Windows 2000 Server computer named ServerA that runs a custom client/server software application. ServerA is located in Certkiller 's New Yorkoffice. You install terminal Services on ServerA in remote Administration mode and you verify that you can connect to ServerA by using the terminal Services client software installed on your Windows 2000 Professional computer.

Marc, a user located in the London office, is responsible for supporting the client/server application on ServerA and needs to perform administrative tasks on ServerA.

You need to ensure that Marc can connect to ServerA by using Terminal Services. You also need to ensure that Marc does not receive any unnecessary administrative privileges on other servers in Certkiller .

What should you do?

- A. Ask a domain administrator to add Marc's domain user account to the Domain Admins user group. Install the Windows 2000 administrative tools on Marc's client computer.
- B. Create a local user account named Marc on Server
- A. Install the Windows 2000 administrative tools on Marc's client computer.
- C. Ask a domain administrator to grant Marc's domain user account permission to connect to Terminal servers. Instruct Marc to use Terminal Services to connect to ServerA, and to log on by using his domain user account.
- D. Create a local user account named Marc2 on server
- A. Instruct Marc to use Terminal Services to connect to serverA, and to log on by using the Marc2 user account
- E. Add Marc's domain user account to the local Administrators group on Server
- A. Instruct Marc to use Terminal Services to connect to ServerA, and to log on by using his domain user account.

Answer: E

Explanation: Marc must be able to perform administrative tasks only on ServerA, not on any other servers in the domain. By adding Marc's domain user account to the local Administrators group on ServerA he would be able to perform the required tasks.

Incorrect answers:

- A: Adding Marc to the Domain Admins group would, unnecessarily, give him domain administrator permissions and rights.
- B: Marc should connect to the server using terminal services, not with Windows 2000 Administration tools. The Windows 2000 Administration tools would enable Marc to administer the server, but we want Marc to run the client/server application on Server
- A. It would not be able to do it with the Windows 2000 Administration tool.
- C: Marc should not have permissions to connect to all Terminal servers, only to ServerA..
- D: Creating a local account for Marc on ServerA would give him access to the server. He would not be able to perform the required administrative tasks (the client/server application) on ServerA though.

---

**QUESTION 149:**

You are a trainee at Certkiller 's IT department. The company has offices in five cities and each office has its own Organizational Unit (OU) in the Active Directory domain.

You are assigned the task to install a new file server named ServerB that will host the My Documents folder for all users in the New York OU.

At the domain level there is a Group Policy Object (GPO) Named AllMyDocumentsGPO that redirects the My Documents folder to \\ServerA\users\%username%. There is a separate GPO named SettingsGPO that configures the desktop settings and removes the Run command that is configured at the domain level.

You configure a GPO named NYMyDocumentsGPO that redirects the My Documents folder for the users in the New York office to \\ServerB\users\%username%. You verify that the My Documents folder has been redirected. However, you notice that users in the New York office do not have the corporate desktop settings and that the users can use the Run command.

You need to ensure that the My Documents folder for every user account in the NY OU is redirected to ServerB. You also need to ensure that the users in the New Yorkoffice receive the corporate desktop settings and that the users cannot use the run command.

What should you do?

- A. On the New York OU, configure Group Policies to not block inheritance.
- B. On the New York OU, remove the NYMyDocumentsGPO and then configure Group Policies to not block inheritance.
- C. On AllMyDocumentsGPO, modify the permissions by adding a NYUsers group and assigning it the Deny -Apply Group Policy permission.
- D. At the domain level, configure a new GPO for the corporate desktop settings. Add a NYUsers group and assign it the Allow - Apply Group Policy permission for the new GPO.

Answer: A

Explanation: Apparently something is blocking the SettingsGPO which is applied at the Domain level and should be applied to all users in the domain. This blocking seems to be related to New York OU. There is no similar behavior reported from the other offices. It would therefore be wise to configure GPOs on the New York OU not to block inheritance.

Incorrect Answers:

B: The NYMYDocuments GPO should not be removed. The New York users should have their My Documents folder redirected to not \\ServerA\users\%username%.

C: The AllMyDocumentsGPO doesn't include the Desktop settings, the SettingsGPO do.

D: There is already a GPO at domain level with these settings. This GPO would be applied to all users in the domain unless something prevented from being applied.

---

**QUESTION 150:**

You are the administrator for Certkiller 's network that consists of a single Active Directory domain named Certkiller .com.

You have been assigned the task to deploy 120 Windows Server 2000 member servers as file servers in the domain. All new file servers will be located in a single organizational unit (OU) named File Servers.

You are provided with a security template, from the security department, that must be applied to the new file servers.

You need to apply and maintain the security settings contained in the security template to the new file servers. You want to achieve this goal by using the minimum amount of administrative effort.

What should you do?

A. On a reference computer, use the Local Security Settings console to import the security template.

Use imaging technology to install and configure the new file servers based on the configuration of the reference computer.

B. On a reference computer, run the `secdit` command to apply the security template.

Use imaging technology to install and configure the new file servers based on the configuration of the reference computer.

C. Create a new Group Policy object (GPO).

Import the security template into the Security Settings of the Computer Configuration section of the GPO.

Link the GPO to the File Servers OU.

D. On the PDC emulator master in the domain, run the `secdit` command to apply the security template.

Answer: C

---

### **QUESTION 151:**

network administrator for Certkiller . Certkiller 's new IT Security Policy states that passwords should be at least eight characters long.

To meet the new password policy you modify the Default Domain Group Policy Object (GPO) on a domain controller named DC01. You test the new configuration on your Windows 2000 Professional computer and find out that you still are able to create two-character password.

You need to ensure that the password policy changes are immediately enforced for all users in the domain. What should you do?

A. On DC01, run the `Secedit/refreshpolicy machine_policy/enforce` command.

B. On DC01, run the `Secedit/refreshpolicy user_policy/enforce` command.

C. Create a new GPO and configure the password policy. Link the new GPO to the organizational unit (OU) that contains all user accounts.

D. Create a new GPO and configure the password policy. Link the new GPO to the organizational unit (OU) that contains all computer accounts.

Answer: A

Explanation: The secedit /refreshpolicy machine\_policy /enforce command immediately applies the GPO for all the appropriate computers. Here it applies to all users in the domain, since the GPO is the Default Domain Group Policy object.

Note: Windows 2000 Domain Controllers refresh to other Windows 2000 Domain Controllers at 5 minute intervals. Non-DC Windows 2000 computers are refreshed every 90 minutes.

Reference: Using SECEDIT to Force a Group Policy Refresh Immediately (Q227302)

Incorrect answers:

B: The password policy setting is under the "Computer configuration" node of a group policy - not the "User configuration"

C: Password policies must be applied at the Domain level, not at OU level.

D: Password policies must be applied at the Domain level, not at OU level.

---

**QUESTION 152:**

You are the administrator for Certkiller's network that consists of a single domain containing an Organizational Unit (OU) named New York. All user accounts in the domain are in the New YorkOU.

You have configured a Group Policy Object (GPO) named StartMenuGPO and linked it to the New YorkOU. StartMenuGPO redirects the Start menu to a shared network folder.

You want all user accounts except the domain administrator accounts to have StartMenuGPO applied.

You notice that on your computer, the Start menu has been redirected. You need to ensure that no administrator accounts have StartMenuGPO applied. You also need to ensure that the domain administrators can administer all GPOs.

What should you do?

A. Modify the permissions on StartMenuGPO by configuring the Read permission for the Domain Admins group to Deny.

B. Modify the permissions on StartMenuGPO by configuring the Apply Group Policy permission for the Domain Admins group to Deny.

C. Remove StartMenuGPO. Move the administrative accounts to the Users container. Create a new GPO and link it to the domain level to redirect the Start menu.

D. Create a new GPO and link it to the New York OU. Configure the Start menu to be redirected to the C:\Documents and Settings\Administrator folder. Assign the Domain Admins group Allow-Full Control permission for this GPO.

Answer: B

Explanation: The Apply Group Policy permissions for a User or Group on a GPO would enable the GPO to be applied to the User or Group. By denying the Apply Group Policy permissions on the GPO for the Domain Admins group the GPO would not be applied to these users.

Incorrect Answers:

A: The Administrators must have read access in order to administer the GPO.

C: The Administrators would still be applied with the GPO when it is linked at the domain level.

D: The old GPO would still be applied to the Domain Admins group.



**QUESTION 153:**

You administer the Certkiller network that consists of a single Active Directory domain named Certkiller .com. Four organizational units (OUs) are found within the domain, as shown in the work area.

10 Windows Server 2000 computers with confidential human resources information are contained within the HR\_Servers OU. All Windows XP Professional computers in the domain are members of the Workstations OU. All client computers need to be able to communicate with the human resources servers.

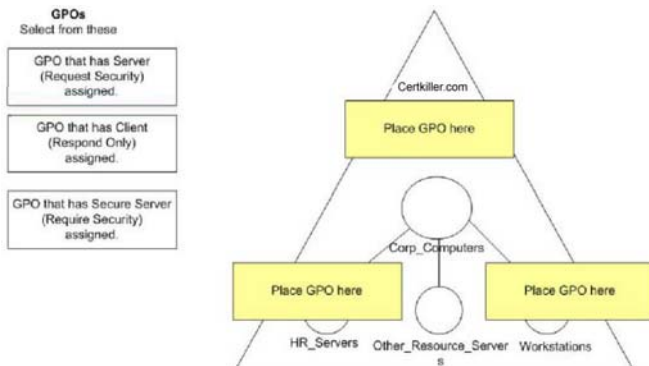
The company's written security policy requires that all network communications with the servers that contain human resources data must be encrypted by using IPSec. Client computers must also be able to communicate with other computers that do not support IPSec.

You create three Group Policy objects (GPOs), one for each of the three default IPSec policies.

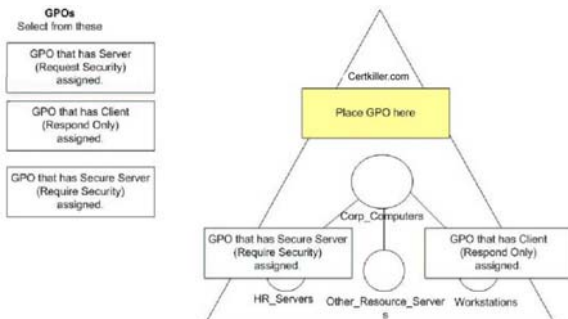
You need to link the GPOs to the appropriate Active Directory container or containers to satisfy the security and access requirements. You want to minimize the number of GPOs that are processed by any computer.

What should you do?

To answer, drag the appropriate GPO or GPOs to the correct Active Directory container or containers in the work area.



**Answer:**

**QUESTION 154:**

You are the system administrator for Certkiller 's branch office. The company's network

consists of a single Windows 2000 Active Directory domain. The network contains a Windows 2000 Server computer named Certkiller Srv which has Routing and Remote Access installed and is configured to accept PPTP connections.

Virtual Private Network (VPN) is used by some employees are to connect to Certkiller Srv from their home computers. Only employees with Windows 2000 Professional on their home computers are allowed to connect through VPN. The employees use a dial-up connection through an Internet service provider (ISP) to access the Internet

Employees report that their attempts to access Certkiller Srv by using A VPN connection sometimes is unsuccessful. When the employees open Internet Explorer before they make their VPN connection, they can successfully connect to Certkiller Srv. However, when employees attempt to access Certkiller Srv before they open Internet Explorer, their VPN connection to Certkiller Srv fails.

You need to ensure that employees can connect to Certkiller Srv by using a VPN connection without first opening Internet Explorer. What should you do?

- A. Configure all home computers to use Internet Connection Sharing for the modem that connects to the ISP.
- B. Configure all home computers so that the VPN connection first connects to the Internet by using a dial-up connection.
- C. Configure all home computers to that the VPN connection automatically uses the employees' Windows user logon names and passwords for authentication.
- D. Configure the Internet Explorer options on all home computers so that Certkiller Srv's IP address is not included in the Restricted sites zone.

Answer: B

Explanation: The VPN connection needs the Internet connection to be able to establish a VPN tunnel. We should therefore configure VPN to connect to Internet by using a dial-up connection.

Incorrect Answers

A: ICS is useless in this scenario.

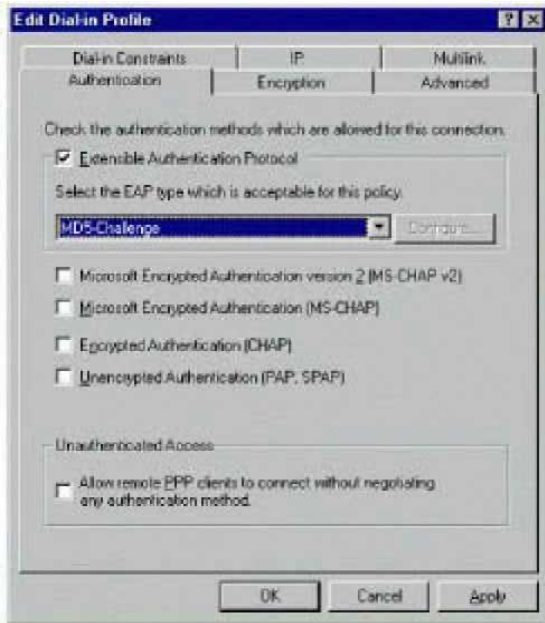
C: This is not an authentication problem.

D: This is not a security problem.

---

### **QUESTION 155:**

You are the system administrator for Certkiller 's network. The network contains a Windows 2000 Server computer named Certkiller 1 that has Routing and Remote Access installed and is configured to accept PPTP connections and to accept the authentication protocol shown in the exhibit.



Users in the sales department use portable computers that run either Windows 98 or Windows 2000 Professional. These users occasionally work from home and need to be able to use VPN (Virtual Private Network) connections to connect to the company network. The users with Windows 98 portable computers in the sales department report that they cannot connect to Certkiller 1 by using a VPN connection. The users who have Windows 2000 Professional computers can successfully connect to Certkiller 1 by using a VPN connection from home.

You need to ensure that all users in the sales department can connect to Certkiller 1 by using a VPN connection. You need to ensure that all portable computer VPN connections use the most secure authentication possible.

What should you do?

- A. Configure Certkiller 1 to also use MS-CHAP.
- B. Configure Certkiller 1 to also use MS-CHAP v2.
- C. Clear the Extensible Authentication Protocol check box on Certkiller 1. Configure Certkiller 1 to use MS-CHAP v2 and MS-CHAP.
- D. Clear the Extensible Authentication Protocol check box on Certkiller 1. Configure Certkiller 1 to use MS-CHAP v2 and CHAP.

Answer: A

Explanation: Windows 98 does not support EAP. Windows 98 supports MS-CHAP, and with Service Pack 1 or later Windows 98 supports MS-CHAP v2 as well. For highest security we should therefore enable MS-CHAP.

Incorrect Answers

B: Windows 98 clients cannot, without Service Pack 1 or later, use MS-CHAP V2 authentication. We must therefore include the MS-CHAP authentication protocol.

C: There is no need to deactivate EAP. It can still be used by the Windows 2000 client computers. The RRAS server will enable the clients to first use EAP, and if that fails, it will

allow the clients to use MS-CHAP.

D: There is no need to deactivate EAP. It can still be used by the Windows 2000 client computers. Furthermore, CHAP is insecure since it uses plaintext passwords.

---

**QUESTION 156:**

You are a domain administrator for Certkiller . The network consists of a single Active Directory domain with 10 Windows 2000 Server computers and 200 Windows 2000 Professional computers. A server named ServerA has routing and remote access installed and is configured for incoming dial-up connections.

Five employees will be traveling overseas and they need to be able to dial in to ServerA while they are traveling. The employees will be using Windows 2000 Professional portable computers to dial in to the network.

You need to ensure that the dial-in connections on the portable computers are as secure as possible. Which three actions should you take? (Each correct answer presents part of the solution. Choose three)

- A. Configure ServerA to require EAP-CHAP authentication.
- B. Configure ServerA to require MS-CHAP v2 authentication.
- C. Configure ServerA to require L2TP connections for all dial-in users.
- D. Configure ServerA to require Microsoft Point-to-Point Encryption (MPPE) for all dial-in users.
- E. Install a server encryption certificate on ServerA and enable IPSec.
- F. Install an encryption certificate on all client computers and enable IPSec

Answer: C, E, F

Explanation: We enable IPSec and create certificates at both the server and the clients. Then we configure the Server for L2TP. L2TP is required for IPSec.

Incorrect answers:

A: There is a protocol EAP-CHAP, but Windows 2000 doesn't support it. Windows 2000 supports EAP-TLS.

B, D: MS-CHAPV2 with MPPE encryption is also secure. It is the next best solution.

---

**QUESTION 157:**

You are a domain administrator for Certkiller . Certkiller 's network consists of a single Active Directory domain with 15 Windows 2000 Server computers and 150 Windows 2000 Professional computers. Routing and Remote Access is installed on a server named ServerA, and is configured for incoming dial-up connections.

You install Windows 2000 Professional on a home computer named Home1 and create a new PPP dial-up connection to connect to Server

- A. You configure the connection to use both of the external modems on Home1 and to use Multilink. You start the dial-up connection administrator connect to Server
- A. You notice that only one of the modems is

connected to serverA.  
What should you do?

- A. Configure the dial-up connection on Home1 to use SLIP.
- B. Configure ServerA to accept Multilink dial-up connections.
- C. Replace the modems on ServerA with new modems that support SLIP
- D. Replace the modems on Home1 with new modems that support Multilink.

Answer: B

Explanation: Multilink must be enabled both at the dial-up client and at the RRAS server.

Incorrect answers:

A: SLIP is an old legacy protocol mostly used to connect to UNIX remote access servers. Windows 2000 Server doesn't allow SLIP for in-coming connections.

C: SLIP is a communication protocol. Modems transmit electronic signals and they don't have to be compatible in any way with high-level communication protocols like SLIP.

D: Multilink is supported in the operating system. The modems functions as usual and doesn't have to meet any special requirements to be used in multilink connections.

---

**QUESTION 158:**

You are a domain administrator for Certkiller . The network consists of a single Active Directory domain. The network contains a Windows 2000 Server computer named ServerA with Routing and Remote Access installed and configured for incoming dial-up connections. All employees who are allowed to connect to the Routing and Remote Access server uses Windows 2000 Professional portable computers to dial in to the network.

You configure a remote access policy that allows members of the Domain Users group to dial in to ServerA between 7:00 A.M and 7:00 P.M every day. To increase dial-up security, the company issues smart cards to all employees.

You need to configure ServerA and the remote access policies to support the use of the smart cards for dial-up connections.

What should you do?

- A. Create a remote access policy that requires users to use SPAP for authentication.
- B. Create a remote access policy that requires users to use EAP-TLS for authentication.
- C. Create a remote access policy that requires users to use MS-CHAP v2 for authentication.
- D. Install the Internet Authentication Server (IAS) on ServerA.

Answer: B

Explanation: To be able to use the smart cards we must use the EAP-TLS authentication protocol.

Incorrect answers:

A: SPAP cannot be used for smart card authentication.

C: MS-CHAP v2 cannot be used for smart card authentication.

D: IAS is used to centralize administration and authentication when using several RRAS servers. It would not, by itself, enable support for smart card authentication.

---

**QUESTION 159:**

You are a domain administrator for Certkiller 's single Active Directory domain. Routing and Remote access installed on a Windows 2000 Server computer named Server

A. ServerA

has twelve 56-Kbps dial-up modems attached. The company has 25 employees who use Windows 2000 Professional portable computers to dial in to the network by using ServerA. You start getting reports that the 25 employees are unable to connect to Server

A. You

discover that all the modems on ServerA are being used by other dial-in users. You examine the Routing and Remote Access Server event logs and notice that some users have been connected for more than six hours.

You want to increase the availability of dial-up connections on Server

A. You want to

ensure that employees do not stay connected on ServerA during periods of inactivity.

What should you do?

A. Configure the remote access policy on ServerA to enable an Idle Timeout setting of 15 minutes.

B. Configure the remote access policy on ServerA to enable logon hour restriction no longer than three hours.

C. Configure the dial-in user's domain user accounts with logon hour restrictions no longer than three hours.

D. Configure the dial-in user's domains user accounts with location logon restrictions that include the MAC address of ServerA.

Answer: A

Explanation: We configure the Remote Access Policy to drop the connection after 15 minutes of inactivity. We use the Disconnect if idle for: option.

Incorrect Answers:

B: We want to disable inactive connection, not long active connections.

C: Logon hour restrictions cannot be configured in dial-in user account properties. A remote access policy must be used.

We want to configure the idle setting anyway.

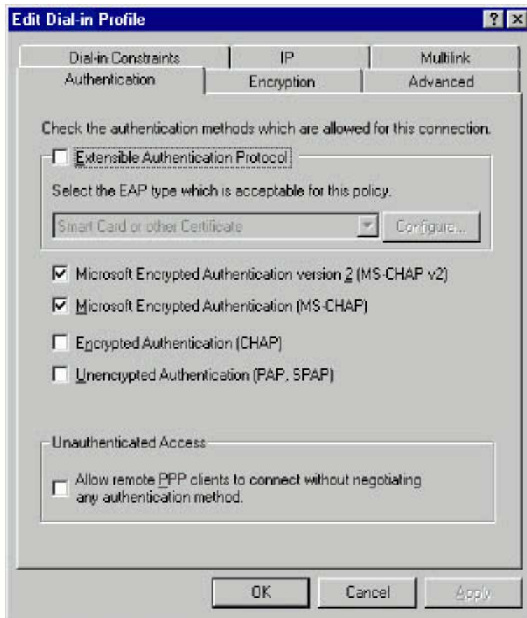
D: We should configure the Disconnect if idle for: setting in the Remote Access policy.

---

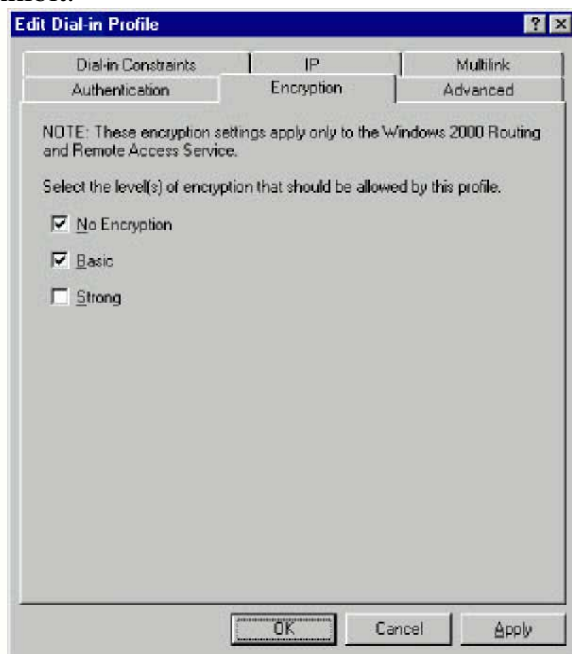
**QUESTION 160:**

You are the network administrator for one of Certkiller 's branch office networks which contains a Windows 2000 Server computer named Certkiller 1.

Certkiller 1 has Routing and Remote Access installed and is configured to accept PPTP connections and to accept the authentication protocol shown in the Authentication exhibit.



The encryption settings for Certkiller 1's PPTP connections are shown in the Encryption exhibit.



Employees in the sales department work from home three days a week on home computers running Windows 98. All these home computers are configured to authenticate virtual private network (VPN) connections by using MS-CHAP. Each home computer is configured with the default encryption settings.

You want to ensure that the sales department employees' home computers are configured with the maximum security settings for the both authentication and encryption. You also want to ensure that these home computers and Certkiller 1 will not allow connection with less than the maximum security.

What should you do?



- A. Disable MS-CHAP on Certkiller 1.  
Enable Strong encryption on Certkiller 1.  
Enable Strong encryption on all home computers.
- B. Disable MS-CHAP v2 on Certkiller 1.  
Enable Strong encryption on Certkiller 1.  
Enable No Encryption, Basic, and Strong encryption on all home computers.
- C. Disable MS-CHAP on Certkiller 1.  
Enable Strong encryption on Certkiller 1.  
Disable No Encryption and Basic encryption on Certkiller 1.  
Enable MS-CHAP v2 on all home computers.  
Disable MS-CHAP on all home computers.  
Enable Strong encryption on all home computers.
- D. Disable MS-CHAP v2 on Certkiller 1.  
Enable Strong encryption on Certkiller 1.  
Disable No Encryption and Basic encryption on Certkiller 1.  
Enable MS-CHAP v2 on all home computers.  
Disable MS-CHAP on all home computers.  
Enable No Encryption, Basic, and Strong encryption on all home computers

Answer: C

Explanation: MS-CHAP V2 is a more secure authentication protocol than MS-CHAP V1. We set up MS Chap V2 as the only authentication protocol on the RRAS server and on the home computers. Then we only allow strong encryption on the RRAS server. We also enable strong encryption at the home computers. This enforces strong encryption - the maximum encryption available. Note: By default, Windows 98 does not support MS-Chap V2. Additional upgrades must be made.

Incorrect Answers

- A: MSCHAP V2 authentication is not compatible with MSCHAP authentication. If we use MS-CHAP V2 on the RRAS server and MS-CHAP V1 on the home computers, no authentication would take place.
- B: Basic or No Encryption would be allowed.
- D: With MS-CHAP on Certkiller 1 and MS-CHAP V2 at the home computers, no authentication would take place. The authentication protocols are not compatible.

---

**QUESTION 161:**

You are the senior network administrator for Certkiller 's 20 branch offices. Each branch office contains three Windows 2000 Professional computers. One computer in each office is configured with a modem and a shared dial-up connection to establish a link to the network at the company's main office. Users in one of the branch offices report that the modem in their office dials out every 5 minutes. They also report that attempts to access resources on the network at the main office are slow and often time out. The users attempt to access resources on the main office

network approximately every 30 minutes.

You need to ensure that users in the affected branch office are able to access resources on the main office network as quickly as possible. You also need to prevent the branch office's modem from dialing every 5 minutes.

What should you do?

- A. Configure the computer that has the shared dial-up connection to use software compression for the dial-up connection.
- B. Configure the computer that has the shared dial-up connection to use DHCP to obtain IP addressing information.
- C. Open the properties of the shared dial-up connection and set the Idle time before hanging up setting to 1 hour.
- D. Open the properties of the shared dial-up connection and clear the Enable on-demand dialing check box.
- E. Open the properties of the shared dial-up connection and set the Time between redial attempts settings to 30 minutes.

Answer: C

Explanation: By increasing the Idle time before hanging up setting to one hour we would ensure that dial-up connection would rarely have to be re-established - the modem would not dial every 5 minutes. This would ensure that remote resources would be accessible as quickly as possible.

Incorrect Answers

A: Software compression could reduce bandwidth utilization, but not by much. Furthermore, it would address the problem of the dialing every 5 minutes.

B: Making the computer as a DHCP client would not by itself do much good.

D: We should not clear the Enable on-demand dialing check box. We must allow clients to establish a dial-up connection.

E: Setting the Time between redial attempts to 30 minutes would prevent the modem from dialing every 5 minutes. However, this would require more re-establishment of the connection due to client demand. This would make the remote connection slower for the client computers.

---

### **QUESTION 162:**

You are a domain administrator for Certkiller . The network consists of a single Active Directory domain and contains a Windows 2000 Server computer named ServerA.

ServerA has Routing and Remote Access installed and employees use ServerA to connect to the corporate network by using a dial-up connection from home or on travel. The remote access policy for ServerA is frequently changed.

The will hire 200 new employees who will work remotely and you need to add four Windows 2000 Server computers with Routing and Remote access installed so that the new employees can dial in to the network.

You need to configure all of these Routing and Remote Access servers to use the same remote access policies. You want to configure and maintain the remote access policies with

the least amount of administrative effort.  
What should you do?

- A. Add the new Routing and Remote access servers to the domain. Place the remote access policies on ServerA.
- B. Promote ServerA to a domain controller in the domain. Add the new Routing and Remote Access Servers as members of the domain.
- C. Install the Internet Authentication Service (IAS) on ServerA. Configure the new Routing and Remote Access servers to use ServerA for authentication requests.
- D. Create a new domain controller named ServerB. Install the Internet Authentication Service (IAS) on ServerB. Configure the new Routing and Remote access servers to use ServerB for authentication requests.

Answer: C

Explanation:

IAS provides connection authentication, authorization, and accounting for dial-up and virtual private network (VPN) remote access and for router-to-router connections.

We want to configure IAS with the least administrative effort. Setting up IAS in this scenario is not hard:

1. Install the Internet Authentication service on ServerA.
2. Configure the other four RRAS computers to use RADIUS authentication and specify that ServerA should be used for authentication.

Incorrect answers:

A: To centralize the administration of several RRAS servers an IAS server is needed.

B: To centralize the administration of several RRAS servers an IAS server is needed.

D: Installing a new domain controller with IAS would provide redundancy for the Active Directory and would offload some work from the Domain Controller. However it would require more administrative effort than simply installing IAS on the existing domain controller ServerA. In this scenario the requirement is to accomplish the goal with the least amount of administrative effort.

---

### **QUESTION 163:**

You are the network administrator for Certkiller . The network consists of a single Active Directory domain named Certkiller .com and the functional level of the domain is Windows Server 2000. The domain contains a Windows Server 2000 computer named Certkiller 26 that is running Routing and Remote Access.

The domain contains a universal group named Managers and a global group named Operations. User accounts in the Managers group require remote access between the hours of 8:00 A.M. and 8:00 P.M. while user accounts in the Operations group require remote access 24 hours per day.

You configure a remote access policy on Certkiller 26 named RA\_Managers with the appropriate settings for the Managers group, and you configure a second remote access policy named RA\_Operations on Certkiller 26 with the appropriate settings for the

Operations group. The default remote access policies on Certkiller 26 remain unmodified. Members of the Managers group report that they can establish a remote access connection to Certkiller 26, but members of the Operations group report that they cannot establish a remote access connection to Certkiller 26.

You open the Routing and Remote Access administrative tool and note that the remote access policies are in the order presented in the following table.

<b>Remote access policy name</b>	<b>Order</b>
RA_Managers	1
Connections to Microsoft Routing and remote Access server	2
RA_Operations	3
Connections to other access servers	4

You need to enable the appropriate remote access for the members of the Managers and Operations groups while restricting remote access to all other users. What should you do?

- A. Delete the Connections to other access servers policy.
- B. Re-create the Operations global group as a universal group.
- C. Move the Connections to Microsoft Routing and Remote Access server policy up so that it is the first policy in the order.
- D. Move the RA\_Operations policy up so that it is the second policy in the order.

Answer: D

---

**QUESTION 164:**

You are the administrator of a Windows Server 2000 computer named Certkiller F that runs Routing and Remote Access. Certkiller salesrepresentatives use Windows XP Professional portable computers and you need to configure Certkiller F to allow the salesrepresentatives to dial in to the network. For security purposes, you want to implement mutual authentication for all connection attempts and to require all dial-in users to use smart cards for both local and dial-up logon. Which authentication protocol should you use?

- A. CHAP
- B. MS-CHAP
- C. MS-CHAP v2
- D. EAP-TLS

Answer: D

**QUESTION 165:**

You are the administrator of a Windows 2000 Server computer named ServerA that runs Terminal Services. A custom Windows-based application is run on ServerA through Terminal Services.

Maria, a user named that works in a branch office, reports that she is having problems using one of the applications on Server

A. You attempt to troubleshoot the problem by talking to Maria over the telephone, but she cannot provide sufficient information about what the application is doing.

You need to see how Maria is using the application in order to resolve the problem. What should you do?

A. Use Terminal Services to log on to ServerA from your client computer.

Use Terminal services Manager to shadow Maria's session and troubleshoot the problem.

B. Log on to ServerA's console.

Use Terminal Service Manager to shadow Maria's session and troubleshoot the problem.

C. Ask a domain administrator to modify Mara's user account so that its Terminal Services disconnect time is at least one hour.

Instruct Maria to log off of ServerA.

Then, use Terminal Services from your client computer to log on to ServerA by using Maria's user account, and run the application.

D. Ask a domain administrator to modify Mara's user account so that its Terminal Services idle time is at least one hour.

Instruct Maria to disconnect from ServerA.

Then, use Terminal Services from your client computer to log on to ServerA by using Maria's user account, and run the application.

Answer: A

Explanation: Shadowing allows you to remotely control an active session of another user.

You can either view or actively control the session. If you choose to actively control a user's session, you will be able to input keyboard and mouse actions to the session.

Incorrect Answers:

B: It would not be necessary to physically logon the ServerA at the console. Instead it would more practical to logon remotely using Terminal Services.

C: Using shadowing you would able to log on directly and control and check Maria's session.

D: Using shadowing you would able to log on directly and control and check Maria's session.

---

**QUESTION 166:**

You are a new trainee at the IT department. You have been assigned the task to install Terminal Services on serverA in application server mode. Terminal Services in administration mode has been used on the server for four months for administration.

You reinstall Terminal Services in application server mode, install and configure eight user applications on ServerA, and the users in Certkiller being connecting to serverA by using

Terminal services client software.

Three months later, users report that they cannot connect to Server

A. You discover that

you cannot connect to ServerA by using an administrator user account. You verify that serverA is running properly and is connected to the network.

You need to ensure that users and administrators can connect to Server

A. What should

you do?

A. Modify the default Terminal Services user properties so that all domain user accounts have permission to connect to Terminal Services.

B. In Terminal Services Configuration, delete and re-create the default RDP-RCP connection

C. Install and configure a Terminal Services Licensing server on your network. Configure ServerA to use the new licensing server.

D. Ask a domain administrator to relocate ServerA's computer account into an Organizational Unit (OU) named AuthorizedTerminalServer.

Answer: C

Explanation: Terminal Services administration mode doesn't require any licensing.

Terminal Services application server mode requires licensing. You are allowed to run

Terminal Services in application server mode for 90 days without using any license. If you have not enabled the license service when this period ends, your Windows 2000 Terminal Services will fail to operate. This is what happened in the scenario. After a Terminal Services Licensing server has been set up and you have obtained a new license the Terminal Server would start to run again.

Incorrect answers:

A: This is a licensing problem, not a permissions problem. The server has been running for 3 months without any permission problems.

B: This is a licensing problem, not a Remote Desktop Protocol (RDP) protocol problem. The server has been running for 3 months without any problems.

D: To make the Terminal Server run you must set up a license for it. The 90 day trial period is over.

---

### **QUESTION 167:**

You are the administrator of a Windows 2000 Server computer that

runs terminal Services. A user named Marc uses Terminal services to connect to the server in order to run a custom Windows-based application that is installed on the server.

The application takes two hours to generate a sales report. Marc reports that he can connect to the server and log on, run the application, and start the report. However, his Terminal Services client disconnects from the server before the report is complete. When Marc attempts to reconnect to the server, he discovers that the application is no longer running.

You need to ensure that Marc's computer can remain connected to the server long enough for the application to complete the sales report. You do not want to affect how other users

use the server.

What should you do?

- A. In Terminal services Manager, shadow Marc's session after Marc has been connected to the server for 20 minutes, and troubleshooting the problem.
- B. In Active Directory Users and Computers, modify Marc's user account by specifying a maximum Terminal Services disconnect time of three hours.
- C. In Active Directory Users and Computers, modify Marc's user account by specifying a maximum Terminal Services idle time of three hours.
- D. In Terminal Services Configuration, modify the RDP-TCP connections by setting the maximum idle time to three hours.

Answer: C

Explanation: Many Terminal server settings can be set on the Sessions tab of the Account Properties Dialog box in Active Directory Users and Computers. The Idle session limit can be set to three hours. This would allow Marc's session to finish the report before the Terminal Services connection disconnects.

The Idle session limit setting specifies the maximum time a session can remain idle.

Incorrect answers:

A: Shadowing allows you to remotely control an active session of another user. You can either view or actively control the session. If you choose to actively control a user's session, you will be able to input keyboard and mouse actions to the session. This would not keep the computer connected to the terminal server though.

B: The Maximum Disconnection Time option specifies the maximum time a session can remain disconnected. But we want Marc's computer to be connected to the computer so that the report can be produced.

D: The RDP-connections cannot be used to configure the duration of a connection for a specific user.

Note: The Remote Desktop Protocol (RDP) is designed to provide remote display and input capabilities over network connections for Windows-based applications running on a server.

Reference: Explanation of RDP-TCP Permissions in Windows 2000 (Q243554)

---

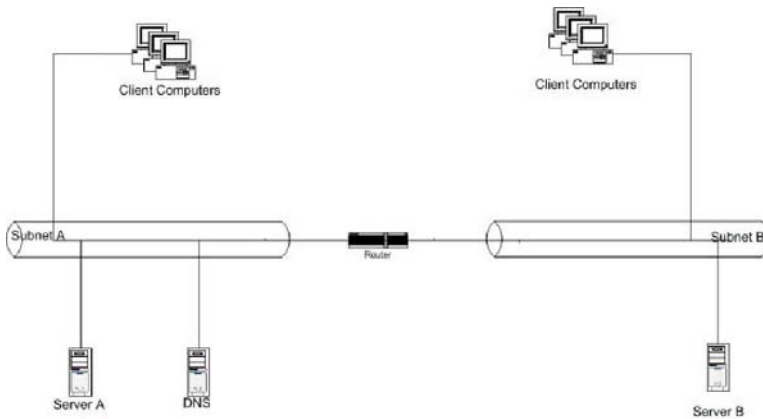
### **QUESTION 168:**

You are a domain administrator for Certkiller . The network consists of a single Windows 2000 Domain and two TCP/IP subnets. DHCP Services for the network is provided by a Windows 2000 Server named ServerA.

You are installing Windows 2000 Server and the DHCP service on a new stand-alone server named ServerB. You configure ServerB with a DHCP scope for both network subnets. The scope on ServerB excludes the addresses that are part of the DHCP scope on Server

A. You configure both DHCP servers with the same scope options. The network is configured as shown in the exhibit.





When you stop the DHCP service on ServerA, client computers on subnet A cannot obtain TCP/IP addresses. However, client computers on subnet B can obtain TCP/IP addresses. You want to enable ServerB to issue TCP/IP addresses to client computers on both subnets. What should you do?

- A. Configure the router to forward BOOTP packets from subnetA to ServerB.
- B. Configure the File Replication service on ServerA to replicate the DHCP folder to ServerB.
- C. Authorize ServerB as a DHCP server.
- D. De-authorize ServerA as a DHCP server.

Answer: A

Explanation: ServerB is functioning on subnet B but not on subnet

- A. According to the scenario the scope is correctly set up for subnet
- A. The most likely cause is the router.

Routers must be able to forward BOOTP packets, or be RFC 1542-compliant which is the same thing, in order to forward DHCP traffic between the subnets. If we are lucky this router is RFC 1542 compliant but only needs to be configured to forward the BOOTP packages.

Incorrect Answers:

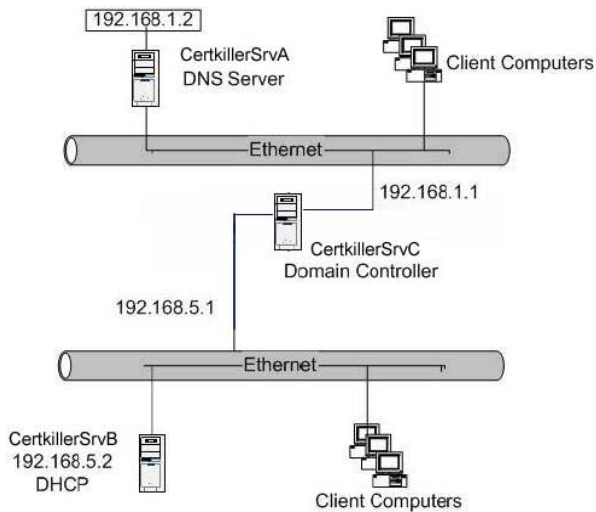
- B: The File Replication service and the DHCP service are not able to interoperate.
- C: The DHCP server ServerB is apparently functioning on its own subnet. It must already have been authorized in the Active Directory.
- D: We have already stopped the DHCP service on Server
- A. We are not required to de-authorize it.

---

### QUESTION 169:

You are the network administrator for Certkiller 's network that contains three Windows Server 2000 computers and 220 Windows XP Professional computers. Currently there are no servers with Routing and Remote Access installed.

You need to add 50 additional computers to the network and you want to split the network into two segments, using two different subnets. A diagram of the planned network is shown in the exhibit.



All client computers must be able to connect to each other.

You need to minimize additional network services. You also need to ensure that the computers can obtain addresses from the DHCP service.

Which two actions should you perform? (Each correct answer presents part of the solution. Choose two)

- A. Configure Routing and Remote Access on Certkiller SrvA.
- B. Configure Routing and Remote Access on Certkiller SrvB.
- C. Configure Routing and Remote Access on Certkiller SrvC..
- D. Configure a DHCP relay agent on Certkiller SrvA.
- E. Configure a DHCP relay agent on Certkiller SrvB.
- F. Configure a DHCP relay agent on Certkiller SrvC.

Answer: C, F

Explanation: Certkiller SrvC is connected to both network segments and so will act as a router. We can enable this by configuring Routing and Remote Access on Certkiller SrvC. To enable the clients on the 192.168.1.0 subnet to obtain their TCP/IP configurations from the DHCP server, we'll need to configure a DHCP relay agent on the 192.168.1.0 subnet. The DHCP relay agent service is part of Routing and Remote Access; therefore will configure a DHCP relay agent on Certkiller SrvC.

Incorrect Answers:

- A: Certkiller SrvA will not be a router so it doesn't need the Routing and Remote Access service.
- B: Certkiller SrvB will not be a router so it doesn't need the Routing and Remote Access service.
- D: Certkiller SrvA won't have the Routing and Remote Access service, so it won't be a DHCP relay agent.
- E: The relay agent needs to be configured on the 192.168.1.0 subnet.

---

### QUESTION 170:

You are a new trainee for Certkiller 's IT Department. You have been assigned the task to install a Windows 2000 Server computer named ServerA and 25 Windows 2000 Professional computers to be used in a new branch office.

You have to enable the client computers in the branch office to access the Internet as needed. The branch office will have a dial-up account with a local Internet service provider (ISP).

You also need to reduce connection charges from the ISP. Therefore, you want the connection to be active only when internet resources are requested.

Which three actions should you take? (Each correct answer presents part of the solution. Choose three)

- A. Attach a modem to ServerA and create a dial-up connection to the ISP.
- B. Attach a modem to one of the Windows 2000 Professional computers and create a dial-up connection to the ISP.
- C. Configure the modem to use software handshaking.
- D. Configure the modem to use hardware handshaking.
- E. Configure the dial-up connection to enable on-demand dialing.
- F. Configure the dial-up connection to enable Internet Connection Sharing.
- G. Configure the client computers in the branch office to enable Internet Connection Sharing.

Answer: A, E, F

Explanation:

It is easy to configure ICS:

1. Attach a modem to the computer which will be used as the ICS computer.  
Use a Windows 2000 server to support more than 10 simultaneous users.
2. Create a dial-up connection to ISP.
3. Enable on-demand dialing if you only want to stay online when there is activity on the connection.
4. Enable Internet Connection Sharing on the dial-up connection.  
This is just a checkbox that must be selected.
5. Make sure that the (ICS) clients on the local network are enabled for DHCP.  
This is the default in all Windows version since Windows 95.

Incorrect answers:

- B: Only a maximum of 10 computers can simultaneously be connected to a specific shared source on a Windows 2000 Professional computer. There are 25 client computers and one server on the network so this could restrict the number of users that access the internet.
- C: As long as the modem is able to communicate with the ISP the ICS would function with or without software handshaking.
- D: As long as the modem is able to communicate with the ISP the ICS would function with or without hardware handshaking.
- G: Internet sharing should be enabled on the ICS server computer not at the client computers. The client computers just have to be enabled as DHCP clients.

---

### **QUESTION 171:**

You are a network administrator for Certkiller . You are preparing a network in a new branch office. The network will contain two Windows 2000 Server computers and 10 Windows 2000 Professional computers. A Windows 2000 Server

computer named ServerA will provides DHCP services for the network.

You are installing a new Windows 2000 Server computer named ServerC. You have a dial-up account with a local Internet service provider (ISP). You connect a 56-Kbps modem to ServerC. You want to use ServerC to provide shared access to the Internet. Which three actions should you take? (Each correct answer presents part of the solution. Choose three)

- A. Install the WinSock proxy client on ServerC.
- B. Install the WinSock proxy client on all of the client computers.
- C. Install the DNS service on ServerC.
- D. Install Internet Connection Sharing on ServerC.
- E. Uninstall the DHCP service on ServerA.
- F. Create a dial-up connection on ServerC and configure the connection with the ISP account information.

Answer: D, E, F

Explanation:

We configure the network for ICS with the following steps:

1. Uninstall the DHCP service on server

A. (E)

ICS includes a DHCP allocator which functions as a mini-DHCP server. ICS cannot function on a network which has a DHCP server running.

2. Create a dial-up connection on ServerC. Configure the connection with the ISP account information.

3. Enable ICS on ServerC.

This step is accomplished by a simple click in a checkbox.

Incorrect answers:

A: Wins Proxy client is not required for setting up ICS.

B: Wins Proxy client is not required for setting up ICS.

C: ICS doesn't require DNS. In fact ICS would not function on a network where a DNS server is running.

---

### **QUESTION 172:**

You are the network administrator at Certkiller 's main office. The company has 400 branch offices and each branch office has from two to five Windows 2000 Professional computers. One computer in each branch office is configured with a shared dial-up connection.

One of the branch offices has only two Windows 2000 Professional computers, which are named CK1 and CK2 . The users in this branch office report that the shared dial-up connection on CK1 no longer functions.

You investigate and find out that CK2 can connect to shared folders on CK1 . You also find out that CK1 automatically connects to the network at the main office whenever the user on CK1 attempts to access resources located on the main office network. However, CK2 is unable to connect to resources on the main office network.

You need to ensure that both client computers can connect to resources on the main office network.

What should you do?

- A. Start Internet Connection Sharing on CK1 .
- B. Configure the shared dial-up connection on CK1 so that automatic dialing is enabled.
- C. Configure CK2 to use DHCP to obtain IP addressing information.
- D. Configure CK2 to use CK1 for DNS name resolution.

Answer: B

Explanation: The shared dial-up connection does no longer function for CK2 . We should enable CK2 to initiate internet connections.

Note: For dial-up connections that are shared through ICS there is an Enable on-demand dialing setting. This setting causes the system running ICS to dial the phone whenever a user wants to browse a Web page or make other use of the ICS connection

Incorrect Answers

A: ICS is configured on a per-interface basis, not globally. Furthermore, the scenario indicates that the dial-up connection has been functioning. This indicates that ICS already has been enabled for the dial-up interface.

C, D: CK2 can connect to shared resources on CK1 so there is no IP configuration problem or any name resolution problem.

---

### **QUESTION 173:**

You are responsible for a child domain used by the human resources (HR) department in your enterprise. The domain contains Windows 2000 domain controllers and Windows NT 4.0 member servers.

The HR department institutes a new employee review process. Under the new process, documents that are used for performance reviews will be stored in the shared folder, only accessible by managers.

In that organizational unit (OU) named Mgr1, existing global groups for managers are the IT Managers group, the HR Managers group, the Finance Managers group and the Manufacturing Managers group.

You want to add these managers groups to a new security global group named All Managers. The All Managers group is in a separate OU named AllMgr. However, when to attempt to add each of the managers groups to the All Managers group, you notice that only individual users accounts are available to be added and the managers group are not available to be added.

What should you do?

- A. Move the All Managers group to the Mgr1 OU.
- B. Ask the domain administrator to switch the domain to native mode.
- C. Change the All Members group from a global group to a universal group.
- D. Ask the domain administrator to assign you the Allow - Change permission for each of the managers global groups.

Answer: B

Explanation: We want to add global groups into another global group. This is called group nesting. Group nesting is only possible in native mode. Though it isn't stated explicitly stated in the scenario, it seems likely that this domain is running in mixed mode.

By changing to native mode we would be allowed to nest global groups.

Incorrect Answers:

A: Moving the groups to another OU wouldn't accomplish much.

C: Universal groups can only be used in native mode. In native mode it is possible to add global groups to other global groups. A universal group would not be necessary, global groups would support group nesting.

D: Permissions to group cannot be assigned.

Typically you add user and groups to OUs. Then you assign permission to the OU.

---

**QUESTION 174:**

You are a network administrator for Certkiller .

A Windows Server 2000 computer named Certkiller SrvA is exhibiting connectivity problems. To troubleshoot you monitor Certkiller SrvA by using System Monitor and Network Monitor. While monitoring, you notice that Certkiller SrvA has approximately 4 MB of available memory, and the average CPU utilization is running at 95 percent. When you investigate the Network Monitor capture, you notice that some network packets sent to Certkiller SrvA during the capture have not been captured.

You need to ensure that the impact of monitoring on Certkiller SrvA is reduced and that all packets sent to the computer are captured.

What should you do?

A. From a command prompt, run the diskperf command.

B. Run Network Monitor in dedicated capture mode.

C. Configure a Network Monitor capture filter.

D. Increase the buffer size in Network Monitor.

Answer: B

Dedicated capture mode,

Network Monitor does not display or refresh capture statistics when frames are copied to the temporary capture file.

This frees more resources for capturing data. Use dedicated capture mode if Network Monitor drops frames due to a lack of resources.

If we do not change that dedicated capture will start in:

Normal Mode

Click to turn off Dedicated Capture Mode and return to the Network Monitor Capture window.

Dedicated capture mode, Frame capture continues until you explicitly stop the capture process.

Capture filters

A capture filter functions like a database query that you can use to specify the types of network information you want to monitor.

For example, to see only a specific subset of computers or protocols, you can create an address database, use the database to add addresses to your filter, and then save the filter to a file. By filtering frames, you save both buffer resources and time. Later, if necessary, you can load the capture filter file and use the filter again.

### QUESTION 175:

#### DRAG DROP

You are the network administrator for Certkiller's network that contains Windows Server 2000 domain controllers, Windows Server 2000 DNS servers, and Windows XP Professional computers.

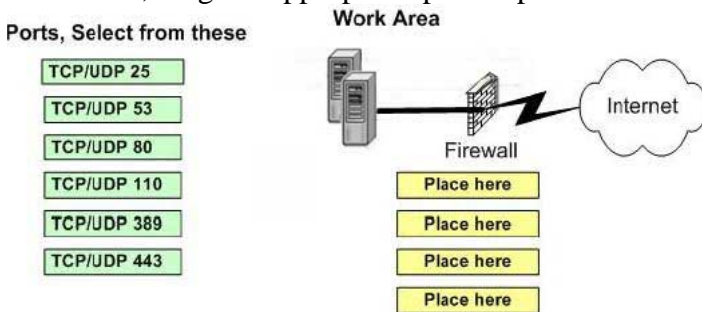
Certkiller has recently installed a firewall and the written company security policy allows only SMTP, HTTP, and DNS traffic through the firewall.

You need to allow internal DNS servers to resolve names on the Internet. You need to allow SMTP and HTTP traffic through the firewall.

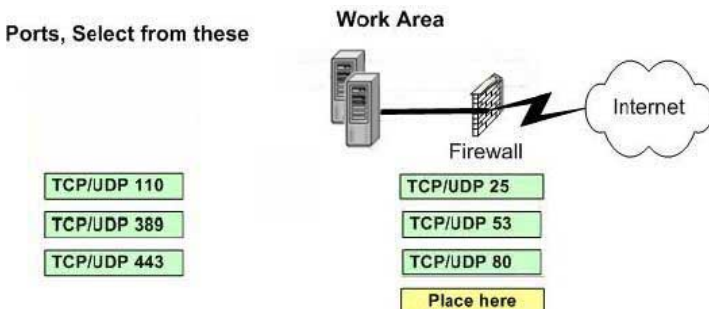
You need to enable the firewall for the needed services and applications.

Which port or ports should you specify?

To answer, drag the appropriate port or ports to the firewall.



Answer:



Explanation:

WELL KNOWN PORTS.

REFERENCE:

<http://www.microsoft.com/technet/treeview/default.asp?url=/technet/prodtechnol/windows2000serv/reskit/tcpip/>

SMTP port is TCP/UPP 25.

DNS port is TCP/UPP 53.

HTPP port is TCP/UPP 80.

POP3 port is TCP/UPP 110.



LDAP port is TCP/UDP 389.

HTTPS port is TCP/UDP 443.

Well-Known Ports

Port No.	Protocol	Service Name	Aliases	Comment
25	TCP	smtp	mail	Simple Mail Transfer
53	TCP	domain		Domain Name
53	UDP	domain		Domain Name Server
80	TCP	http	www, http	World Wide Web
110	TCP	pop3	postoffice	Post Office Protocol - Version 3
389	TCP	ldap		Lightweight Directory Access Protocol
443	TCP	https	MCrm	
443	UDP	https	MCrm	

### QUESTION 176:

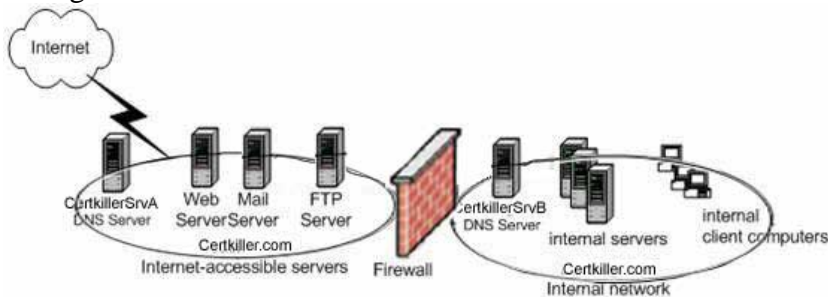
You are the network administrator for Certkiller .com. The company registers the DNS domain name Certkiller .com. Three server host name records will be contained in the Certkiller .com DNS domain is accessible from the Internet. One of these servers functions as a Web server, one functions as an FTP server, and one functions as a mail server. The primary name server for the Certkiller .com zone is a Windows Server 2000 computer named Certkiller SRV

A. Certkiller SRVA is on a network segment that is accessible from the Internet.

The company also wants to use the DNS namespace Certkiller .com to register hosts from the internal network. The internal network is protected by a firewall that filters traffic from the Internet. The written company security policy states that host names on the internal network must not be resolved by queries from the Internet.

You install Windows Server 2000 on a computer named Certkiller SRVB.

Certkiller SRVB will be used to allow computers on the internal network to resolve host names in the Certkiller .com namespace. All computers on the internal network will be configured to use Certkiller SRVB as their DNS server. The company network is configured as shown in the exhibit.



You need to configure Certkiller SRVA and Certkiller SRVB so that all computers on the internal network can resolve the host names of

1. other computers on the internal network, and
2. the three servers that are accessible from the Internet.

Which two actions should you perform? (Each correct answer presents part of the solution. Choose two)

- A. Create a primary DNS zone named Certkiller .com on Certkiller SRVB.
- B. Create a secondary DNS zone named Certkiller .com on Certkiller SRVB.
- C. Configure DNS forwarding from Certkiller SRVB to Certkiller SRVA.
- D. Configure DNS forwarding from Certkiller SRVA to Certkiller SRVB.
- E. Manually add a host (A) record for each computer on the internal network to the Certkiller .com zone on Certkiller SRVA.
- F. Manually add a host (A) record for each Internet-accessible computer to the Certkiller .com zone on Certkiller SRVB.

Answer: A, F

Explanation:

We want to use the Certkiller .com name for our internal network, so we must configure a primary zone named Certkiller .com on the internal server. For the internal server to resolve the hostnames of the external servers, we must manually add a host (A) record for each server on the internal DNS server.

Incorrect Answers:

B: We need a primary zone for the internal network.

C: We don't need to configure forwarding. The question doesn't state that we need to resolve internet host names. We only need to resolve the names of the external servers.

D: This is not required.

E: This would enable external hosts to resolve hostnames from the internal network.

---

### **QUESTION 177:**

You are a network administrator for Certkiller . The network contains 200 Windows 2000 Professional computers.

One of the client computers, named Client1, contains a shared folder named Public that is configured with the default settings. The employee who uses Client1 wishes that all users on the network maps a persistent drive to Public. However, many users report that they cannot map a persistent drive to Public.

What should you do to resolve the problem?

- A. Enable the Guest account on Client1.
- B. Modify the user limit for Public to allow 200 or more users.
- C. Relocate the share and the folder to a Windows 2000 Server computer.
- D. Assign the Authenticated Users group the Allow-Full Control permission for Public.

Answer: C

Explanation: The problem in this scenario is related to the maximum number of concurrent connections that are supported to resources on a Windows 2000 Professional computer. In this scenario these connections are made via persistent drive mapping. However, the maximum number of concurrent connections to a shared resource on a Windows 2000 Professional computer is 10. If more connections are requires, as is the case in this scenario where up to 200 users could connect simultaneously to the share resource,

the share resource must reside on a Windows 2000 server which does not limit the number of concurrent connections.

Incorrect Answers:

A: The guest account is a built-in user account that is installed and enabled by default during the installation of Windows 2000. The problem in this scenario is related to the maximum number of concurrent connections that are supported to resources on a Windows 2000 Professional computer. In this scenario these connections are made via persistent drive mapping. However, the maximum number of concurrent connections to a shared resource on a Windows 2000 Professional computer is 10 and not 200 as is required in this scenario.

B: The maximum number of concurrent connections to a share on a Windows 2000 Professional computer is 10. This maximum number cannot be set higher than 10. We therefore cannot set it to 200 users as 200 users cannot be simultaneously connected to a share on a Windows 2000 Professional computer.

D: the problem in this scenario is not related to folder permissions. Users can connect to the share as long as no more than 10 users connect at a time.

---

**QUESTION 178:**

You are a network administrator for Certkiller . The network contains 200 Windows 2000 Professional computers.

One of the client computers, named Client1, contains a shared folder named Public that is configured with the default settings. The employee who uses Client1 wishes that all users on the network maps a persistent drive to Public. However, many users report that they cannot map a persistent drive to Public.

What should you do to resolve the problem?

- A. Enable the Guest account on Client1.
- B. Modify the user limit for Public to allow 200 or more users.
- C. Relocate the share and the folder to a Windows 2000 Server computer.
- D. Assign the Authenticated Users group the Allow-Full Control permission for Public.

Answer: C

Explanation: The problem in this scenario is related to the maximum number of concurrent connections that are supported to resources on a Windows 2000 Professional computer. In this scenario these connections are made via persistent drive mapping. However, the maximum number of concurrent connections to a shared resource on a Windows 2000 Professional computer is 10. If more connections are requires, as is the case in this scenario where up to 200 users could connect simultaneously to the share resource, the share resource must reside on a Windows 2000 server which does not limit the number of concurrent connections.

Incorrect Answers:

A: The guest account is a built-in user account that is installed and enabled by default during the installation of Windows 2000. The problem in this scenario is related to the maximum number of concurrent connections that are supported to resources on a Windows 2000 Professional computer. In this scenario these connections are made via persistent drive mapping. However,

the maximum number of concurrent connections to a shared resource on a Windows 2000 Professional computer is 10 and not 200 as is required in this scenario.

B: The maximum number of concurrent connections to a share on a Windows 2000 Professional computer is 10. This maximum number cannot be set higher than 10. We therefore cannot set it to 200 users as 200 users cannot be simultaneously connected to a share on a Windows 2000 Professional computer.

D: the problem in this scenario is not related to folder permissions. Users can connect to the share as long as no more than 10 users connect at a time.